



Nasi®

THE NATURAL
CHOICE

PRODUCT CATALOGUE 2013

100% NATURE




ANNO 1958

Dear Beauticians!

It is difficult to start writing, as after many years, I am now alone at the introduction of the new catalogue. But no, I am not alone, my mother, Aunt Ilcsi is still holding my hand, I can feel her helping me right now. It is just a different kind of co-authorship. Her soul and spirit is still with me, with us. She created such a star on the skies of the skin care industry, that will shine until the end of times. We can all be proud of the way she made the Hungarian beauty industry and beauticians and the Ilcsi professional natural cosmetics world-famous. It is now our task to make her star shine even brighter. No, I am not alone, as I have my children, my colleagues, the international society of beauticians and their clients with me. The clients who expect to be treated with the same, outstanding products. And so it will be, since it is our task now to carry on her memory and legacy. Let us continue her work, this passion that the beauty industry means to us, together.

With this thought I would like to wish everyone good health and happiness!




Ferenc Molnár

100% NATURE

The core value of Ilcsi is the preservation, protection and promotion of the treasures of nature. The secret of Ilcsi's 50 years of success lies in these treasures.

Ilcsi Beautifying Herbs is fastidious when choosing the ingredients we use in our products. We believe that nature has an effective solution to every problem, so we are proud that, with the help of Aunt Ilcsi and nature, we created the unique Ilcsi professional natural cosmetics, the cosmetics of nature. Our products only contain the best quality organic ingredients – fresh herbs, fruits and vegetables –, and are made according to the strictest standards of natural cosmetics. We use over 100 different kinds of plants when producing our products, most of which are grown on our own organic plantation, whilst the rest are either bought from organic farms or collected in the wild.

Our products do not contain parabene, paraffin oil, vaseline, glycerine of animal origin, synthetic colourings, synthetic thickening agents, ethoxylated emulsifiers. We respect all forms of life, therefore we do not conduct any tests on animals during the development of our products, nor do we use any animal-based materials.

A constantly increasing number of our products have acquired the BDIH certification, that is the strictest, German natural cosmetics certifying institute. Naturally all of our products are made according to the standards of BDIH.

We recommend the wide range of Ilcsi cosmetics to those who prefer natural skin care products, free from side effects.

Ilcsi professional natural cosmetics – 100% Nature!



Ilcsi Ligne Verte

PROBLEM SOLVING COSMETICS

Thanks to the peculiarities of the 21st century civilised society lifestyle (sedentary, inappropriate diet, stress, polluted air), skin problems are more and more common. We have found the solution to all skin problems treatable with cosmetics, with the help of nature. It may be a blemish, a mole, stretch marks from pregnancy, acne or wrinkles, Ilcsi products provide an effective and natural remedy. We manufacture our own electro-cosmetic devices (7 types), that allow the deeper absorption of active ingredients and the faster and more effective treatment of skin problems.

TRADITION AND MODERNISATION

The dichotomy of tradition and modernisation characterizes Ilcsi Beautifying Herbs. On the interests of creating reliable and outstanding quality ingredients, most of the plants used are grown on our own, certified organic farm. The collection, preparation and processing of the plants that we use still occurs manually, then, according to modern expectations, the products are mixed using state-of-the-art, computer controlled blenders.

SINCE 1958 – MORE THAN 50 YEARS' EXPERIENCE

The history of the company began in the fifties with Aunt Ilcsi's career as a beautician. Gradually, her various herbal based cosmetics were created and she has become a renowned expert, not only in Hungary, but internationally.

In 1984 Aunt Ilcsi, with her son, Ferenc Molnár, founded Ilcsi Beautifying Herbs. Her work was recognised in 1999 when she was awarded the Republic of Hungary's Order of Merit Cross.

The company continues to flourish today, with 150 products now available in the Ilcsi range, compared with an initial 28. Ilcsi products and the treatments they have developed are currently being used in over 40 countries. Ilcsi professional, natural cosmetics are considered a rarity wherever they are found, with their remarkably high herbal content, their unique fusion of Hungarian specialities and their high concentration of active agents, they are the cosmetics of nature, which have won numerous awards, both at home and abroad.

CSR – CORPORATE SOCIAL RESPONSIBILITY

Ilcsi Beautifying Herbs believes in the values of nature and we are doing everything in our power to preserve these values. We consider corporate social responsibility important, that is why we support different associations for the protection of nature, like the Hungarian Ornithology Association, and we started to cooperate with the WWF Hungary. We also support other, small charitable organisations.

Ilcsi is environment-conscious in its daily operation as well, so the accumulated waste of the office work and manufacturing is collected selectively.

The protection of nature was also an important issue at the development of the packaging, that is why the jars have a reduced plastic content (13-17%) and are BPA free.



TRAININGS AND COURSES

Ilcsi believes that in order to become a really good and special beautician, you need keep your knowledge constantly up to date. Therefore, to the company it is of utmost importance, that we provide continuous professional training.

Mrs Daniel Molnár, Aunt Ilcsi

(1926-2013)



Aunt Ilcsi was one of the last polymaths. She was ahead of her time, as she used the holistic approach right from the beginning of her career, seeing the human body as a whole, because she believed that skin problems should be treated together with their root causes. She created the Ilcsi skin diagnosis process that still defines the company's way of thinking.

• 1926

She was born in the village of Nagykökényes, Nógrád County, Hungary on 17 April.

• 1932-1944

The family moves to Budapest when she is 6, where she accomplishes her education. She spends the summers at her grandparents.

- Institute of the Congregatio Jesus, Filiae Divinae Caritatis School, Budapest
- Szilágyi Erzsébet Grammar School for Girls, Budapest, secondary school leaving examination

• 1946-1956

She moves to the town of Hajdúszoboszló with her husband and finishes her beautician training in the nearby city of Debrecen. She passes her apprentice examination in 1956.

• 1956-1990

She moves to the capital again in 1956 and starts working in "Vénusz" Co-operative of Hairdressers on, Károly Blvd (that time Tanács Blvd) in Budapest and then 20 years later moves on to the Nagymező Street salon of Beautician training.

1956. Beautician apprentice examination.

1964. Electro-cosmetics training, Paris.

1965. Master electro-cosmetics training, Karlsruhe.

1972. Erlacher Medizintechnik Soft laser training, Munich.

1978. Master examination, Budapest.

LANGUAGE SKILLS

German, English



ACADEMIC WORK

1975. Member and vocation developer of the Hungarian Association of Hairdressers and Beauticians.

1979. Holds a lecture with the title Die Biophysik der Haut und die Kosmetik (The biophysics of the skin and cosmetics) in Salzburg representing the Hungarian Society of Hairdressers and Beauticians.

1992. Guest speaker at the 46th CIDESCO world congress in Nicosia, Cyprus (has participated at the CIDESCO world congress 23 times).

1993. Guest speaker at the 47th CIDESCO world congress in Rio de Janeiro, Brasil

2001. Publishes a book, titled "Ilcsi néni képes füveskönyve" (Aunt Ilcsi's Book of Herbs).



AWARDS, RECOGNITION



1958-1984. Is awarded the "Excellent Worker of the Association and the Light Industry" award several times.

20 August 1999. Is awarded the Member Cross of the Order of Merit of the Hungarian Republic by Árpád Göncz, President of Hungary for „Her activity in disseminating the application of herbs in cosmetics as well as her successful work as a private entrepreneur, bringing joy to many”.

14 May 2005. Is awarded the Alternative Medicine Award for her several decades of outstanding efforts devoted to therapy and prevention.

5 February 2006. Life Achievement Award for her several decades' outstanding work by MOSZI (National and Budapest Trade Guild of Beauticians).

11 November 2007 Is awarded the Professional Award of Beauty Forum at the autumn Beauty Hair & Spa exhibition for her activities promoting the professional beautician trade in Hungary.

ILCSI BEAUTIFYING HERBS LTD

1984. She founded Ilcsi Szépítő Fűvek Ltd. with her son, Molnár Ferenc. Today the company employs 30 people and manufactures 140 different kinds of professional natural skin care products made with herbs, fruits and vegetables for beauticians.

1988. Thanks to her inspiration the Mini Face Lifting electro cosmetic device was created.

1994. She initiates the start of Ilcsi professional courses.

2008. Actively participates in the company's life, using her professional knowledge and experience for the continuous research and product development.

2008-2013. Enjoys her retired life in the company of her six grandchildren and three great-grandchildren.



CONTENT

Greeting	1	Phytoestrogen Mask, 125 ml	40
Philosophy, mission, history	1	Flavonoid Extra Mask, 125 ml	40
Mrs Daniel Molnár, Aunt Ilcsi	3	Ichthyolic Herbal Treatment, 250 ml	41
CLEANSING	7	Herbal Cellulite Treatment, 250 ml	41
Cleansers	8	Vitamin C Tomato Mask, 125 ml	42
Grape Stem Cell Cleanser, 250 ml	9	Hot Paprika Body Treatment, 125ml	42
Sour Cherry & Blackthorn Cleanser, 250 ml	9	Cucumber & Parsley Oxygen Treatment, Component 1, 250 ml	43
Apple & Lemon Cleanser, 250 ml, 1000 ml	9	Cucumber & Parsley Oxygen Treatment, Component 2, 125 ml	43
Sensitive Extra Cleanser, 250 ml	10	Rich Carrot Mask, 125 ml	44
Rose Petal Cleanser, 250 ml, 1000 ml	10	Gel Masks & Treatments	45
Toners	11	Grape Stem Cell Gel Mask, 125 ml	46
Grape Stem Cell Toner, 125 ml	12	Sour Cherry & Blackthorn Gel Mask, 125 ml	46
Sour Cherry & Blackthorn Toner, 125 ml	12	Apricot Gel Mask, 125 ml	47
Apple & Lemon Toner, 125 ml	13	Apple & Lemon Gel Mask, 125 ml	47
Rose Hip Toner, 125 ml	13	Rowan Sorb Gel Mask, 125 ml	48
Sensitive Extra Toner, 125 ml	14	Quince Gel Mask, 125 ml	48
Sulphuris Toner, 125 ml	14	Nettle & Algae Treatment, 125 ml	49
Stoncrop Toner-alcohol free, 125 ml	15	Rose Hip Gel Mask, 125 ml	49
Mahonia Toner, 125 ml	15	Herbal & Honey Gel Mask, 125 ml	50
Rose Petal Toner, 125 ml	16	Stoncrop Gel Mask, 35 ml	50
Cleansing Concentrates	17	Fibrous Stoncrop Treatment, 125 ml	51
Mineral Cleansing Concentrate, 125 ml, 35 ml	18	Rose Petal Gel Mask, 125 ml	51
Refreshing Cleansing Concentrate, 125 ml	19	Rose Petal Body Warp, 250 ml	52
Nettle Cleansing Concentrate, 125 ml	20	Pumpkin & Orange Gel Mask, 125 ml	53
PEELINGS	21	Peel-off Masks	54
AHA peelings	22	Aloe Peel-off Mask, 125 ml	55
AHA Fruit Pulp Treatment, 250 ml	23	Ichthyolic Peel-off Mask, 125 ml	55
AHA Whip Peeling Treatment, 125 ml	24	Sulphuric Peel-off Mask, 125 ml	56
Face & Body Exfoliators	25	Face & Body Magnet Peel-off Mask 250 ml	56
Grape Stem Cell Peeling, 125 ml	26	SERUMS	57
Rose Hip & Maize Exfoliating Mask, 250 ml	26	Serums	58
Sulphuris Exfoliating Mask, 125 ml	27	Grape Stem Cell Serum, 35 ml	59
Sea Sand & Willow Peeling, 35 ml	27	Aloe & Ginkgo Serum, 25 ml	59
Rolling Face & Body Exfoliating Mask, 250 ml	28	Skin Power Serum, 25 ml	60
Grape Seed Oil & Salt Massage Peeling, 250 ml	29	Brightening Serum, 35 ml	60
Horsetail & Spinach Exfoliating Mask, 125 ml	30	Phytoestrogen Serum, 35 ml	61
FACE & BODY TREATMENTS	31	Flavonoid Extra Serum, 35 ml	61
Massage Creams	32	Herbal Spot Serum, 35 ml	62
Phytoestrogen Massage Oil, 125 ml	33	Sulphuric Serum, 35 ml	62
Potato & Helianthus Massage Milk, 250 ml	33	Mattifying Concealer Serum, 35 ml	63
Linseed Massage Cream, 250 ml	34	Soothing Serum, 35 ml	63
Paprika Massage Cream, 250 ml	34	Anti-wrinkle Serum, 35 ml	64
Saponaria & Linaria Massage Cream, 250 ml	35	Rose Hip Serum, 35 ml	64
Softening Thermal Moisturizer, 250 ml	35	Oils	65
Cosmetic Masks & Treatments	36	αβγδ oil, 25 ml	66
Seven Herb Treatment, 250 ml	37	Yarrow Oil, 25 ml	67
Aloe & Ginkgo Treatment, 125 ml	37	St John's Wort Oil, 25 ml	67
Sensitive Extra Treatment and Peeling, 125 ml	38	Calendula Oil, 25 ml	68
Paprika Herbal Treatment, 250 ml	39		

MOISTURIZERS	69	Sun Cares	101
Whip Moisturizers	70	Tomato Suntan Cream for Sun Lovers SPF 12, 125 ml	102
Sour Cherry & Blackthorn Whip Moisturizer, 125 ml	71	Tomato Suntan Cream SPF 20, 125 ml	102
Apple & Lemon Whip Moisturizer, 125 ml	71	Tomato Suntan Cream SPF 40, 125 ml	103
Rowan Sorb Whip Moisturizer, 125 ml	72	Facial Sun Gel SPF15, 35 ml	103
Rose Hip Moisturizer, 250 ml, 125 ml	72	Carrot & Calendula Solar Cream, 125 ml	104
Sensitive Extra Gel Cream, 125 ml	73	SPECIALTIES	105
Stoncrop Whip Moisturizer, 250 ml, 125 ml	73	Specialties	106
Rose Petal Whip Moisturizer, 250 ml, 125 ml	74	Kiss Balm, 10 ml	107
Apricot Whip Moisturizer, 250 ml, 125 ml	74	Plaster for Venus Mask, 2000 g	107
Moisturizers	75	Scalp Reviving Herbal Toner, 125 ml	108
Grape Stem Cell Moisturizer, 125 ml	76	Ichthyolic Concealer, 12 ml	108
Nurturing Carotene Moisturizer, 125 ml	76	Honey with Essential Oils, 125 ml	109
Naseberry AHA Moisturizer, 125 ml	77	Herbal Oil After Waxing, 125 ml	109
Aloe & Ginkgo Moisturizer, 125 ml	78	Mix of Essential Oils, 10 ml	110
Anti-ageing Lifting Moisturizer, 125 ml	78	ELECTRO-COSMETIS IN THE SERVICE OF BEAUTY	111
Brightening Cream, 125 ml	79	Where Technology meets Nature	112
Phytoestrogen Moisturizer, 125 ml	79	Ilcsi Electro cosmetic Devices, Grouped by Effects	112
Flavonoid Extra Cream, 125 ml	80	Skin Tightening + Radiofrequency	113
Ichthyolic Softening Cream, 125 ml	80	Skin Tightening Device	114
Carotene Moisturizer, 125 ml	81	Automatic Pulsating Cupping Device	115
Sulphuric Cream, 125 ml	81	Magnetiser	116
Vitalizing Elderflower Cream, 125 ml	82	Revi Face	117
Rich Moisturizers	83	Thermo Mask	118
Rich Grape Stem Cell Moisturizer, 125 ml	84	Mini Face Lifting	119
Rich Phytoestrogen Moisturizer, 125 ml	84	The Biophysical characteristics of the skin	120
Rich Linden Blossom Moisturizer with Calendula, 125 ml	85	TREATMENTS	121
Eye care	86	Treatments	122
Anti-ageing Eye Contour Cream, 125 ml	87	Treatment of Sensitive, Irritated Skin Prone to Allergy	123
Elderflower Eye Contour Gel, 35 ml	87	Treatment of Sensitive, Irritated Skin Prone to Rosacea	123
St. John's Wort Eye Contour Cream, 125 ml	88	Treatment of Sensitive Skin Prone to Inflammation and Acne	124
Flavonoid Extra Eye Contour Cream, 125 ml	89	Treatment of Loose Pore Skin Affected by Acne	124
Fenugreek Anti-wrinkle Serum, 12 ml, 35 ml	89	Brightening Treatment	125
Fenugreek Eye Contour Cream, 125 ml	90	Nourishing, Hydrating, Regenerating Oxygen Treatment	125
BODY CARE	91	Anti-wrinkle Treatment (over 20 years of age)	126
Hand & Foot Care	92	Anti-wrinkle Treatment (over 30 years of age)	126
Fungus Stop Serum, 35 ml	93	Anti-wrinkle Treatment (over 40 years of age)	127
Hand & Foot Calendula Cream, 125 ml	93	Anti-wrinkle Treatment (over 50 years of age)	127
AHA Yoghurt Peeling Treatment, 125 ml	94	Cellulite Treatment	128
Horse Chestnut Varicose Vein Cream, 125 ml	94	Slimming Treatment	128
Body Lotions	95	Hydrating Body Treatment	129
Grape Stem Cell Body Lotion, 250 ml	96	Treatment of Breast and Cleavage	129
Sensitive Extra Body Lotion, 250 ml	97	Ilcsi Problem Solving Cosmetics	130
Flavonoid Extra Body Lotion, 250 ml	98	Creativity	130
Honeydew Body Lotion, 250 ml	98	Products for Special Skin Problems	131
Stoncrop Body Lotion with Aloe, 250 ml	99	ACTIVE INGREDIENTS IN PLANTS	133
Rose Petal Body Lotion, 250 ml	100		
Revitalizing Paprika Body Lotion, 250 ml, 1000 ml	100		



CLEANSERS
TONERS
CLEANSING CONCENTRATES

CLEANSERS

Cleansing is a key step to everyday skin care. It is not only important for those using make-up, since everybody's skin perspires, produces sebum and is affected by pollution from the surroundings. As dirt of various kinds gets deposited on the skin and enters the pores, your skin deserves thorough cleansing at least in the evening. Ilcsi cleansers also contain oils, therefore they remove both make-up and impurities.

PROFESSIONAL USE OF CLEANSERS

- For removing make-up and impurities as the first step to every treatment.

HOME USE OF CLEANSERS

- Cleanse your face, neck and cleavage thoroughly every evening.



GRAPE STEM CELL CLEANSER, 250 ML



Skin type: for wrinkled, dehydrated skin on the surface or deep layers

Effect: cleansing, regenerating

Organic ingredients: grape

DIRECTIONS FOR BEAUTICIANS:

- Use it as the first step of every treatment to remove make up and impurities.

SOUR CHERRY & BLACKTHORN CLEANSER, 250 ML

Skin type: for water- and vitamin deficient skin

Effect: cleansing, regenerating

Organic ingredients: sour cherry, blackthorn

DIRECTIONS FOR BEAUTICIANS:

- Use it as the first step of every treatment to remove make up and impurities.

APPLE & LEMON CLEANSER, 250 ML, 1000 ML



Skin type: for all skin types, skin prone to acne and seborrhoea

Effects: cleansing, refreshing

Organic ingredients: lemon oil, corn germ oil, lemongrass oil

DIRECTIONS FOR BEAUTICIANS:

- Use it as the first step of every treatment to remove make up and impurities.

NEW

The Grape Stem Cell Cleanser not only removes make up and impurities, but thanks to its grape stem cell content it regenerates the skin.

This special cleanser is essential for the treatment of wrinkled skin that is dehydrated on the surface and deep layers.

For the sake of the effective care use the whole range of Grape Stem Cell products!

DIRECTIONS FOR HOME USE:

- Cleanse your face, neck and cleavage thoroughly every evening.



NEW

The Sour Cherry & Blackthorn Cleanser not only removes make up and impurities, but thanks to its sour cherry and blackthorn content it hydrates and regenerates the young, dehydrated skin.

For the sake of the effective care use the whole range of Sour Cherry & Blackthorn products!

DIRECTIONS FOR HOME USE:

- Cleanse your face, neck and cleavage thoroughly every evening.



It has a refreshing scent and removes all make-up and impurities. Due to lemongrass oil it refreshes the skin.

DIRECTIONS FOR HOME USE:

- Cleanse your face, neck and cleavage thoroughly every evening.



SENSITIVE EXTRA CLEANSER, 250 ML



Skin type: for all skin types, especially for irritated skin prone to allergy

Effects: cleansing, soothing, hydrating

Organic ingredients: yarrow, plantain

DIRECTIONS FOR BEAUTICIANS:

- Use it as the first step of every treatment to remove make up and impurities.

The Sensitive Extra Cleanser not only removes make up and impurities, but thanks to its yarrow and plantain content it refreshes and soothes the skin. This special cleanser is essential for the treatment of extra sensitive skin. Dermatologically tested. For the sake of the effective care use the whole range of Sensitive Extra products!



DIRECTIONS FOR HOME USE:

- Thanks to its yarrow and plantain content it soothes the irritated skin prone allergy, it is recommended for every-day use. Cleanse your face, neck and cleavage thoroughly every evening.

ROSE PETAL CLEANSER, 250 ML, 1000 ML



Skin type: for mature, water deficient skin

Effects: cleansing, regenerating, refreshing

Organic ingredients: rose petals, rose oil, corn germ oil

DIRECTIONS FOR BEAUTICIANS:

- Use it as the first step of every treatment to remove make up and impurities.

Use this silky cleanser made with our own roses for removing make up and everyday dirt. It has a regenerating and firming effect and if used regularly, it will make the skin velvety.



DIRECTIONS FOR HOME USE:

- Cleanse your face, neck and cleavage thoroughly every evening.
- Not to be used by children under the age of 3.

TONERS

Ilcsi toners, rich in valuable herbal fluids, refresh and tone the skin and offer optimal preparation for further care. In saloons they are used for refreshing the skin in face and body treatments, for tightening pores in electro-cosmetic treatments or improving firmness. Ilcsi toners are also recommended to clients for everyday use. As toxins, sweat and sebum are excreted during the night on the surface of the skin, applying a toner is not only important in the evening but also in the morning. Everyday use of toners improves peripheral blood circulation and thus cheers you up.

Professional use of toners

- Sweep over the skin before all face and body treatments in order to refresh and tone.
- Drip the toner (appropriate to the skin type) on a cotton ball for electro-cosmetic treatment with Mini Face Lifting.
- For electro-cosmetic treatments with Ilcsi gel masks (using Mini Face Lifting, Revi Face, Skin Tightening Device) dampen the gel continuously with a toner.
- Following treatments, wipe the skin with the toner to tighten the pores.
- For special use see product description.

Home use of toners

- For cleansing the face and refreshing the skin both morning and evening.
- For special use see product description.



GRAPE STEM CELL TONER, 125 ML



Skin type: for wrinkled, dehydrated skin on the surface or deep layers

Effect: regenerating, refreshing

Organic ingredients: grape

DIRECTIONS FOR BEAUTICIANS:

- Wipe your skin with the toner after cleansing it with a cleanser. It removes the residues of the cleanser, and tones and refreshes the skin.
- Moisten the Grape Stem Cell Gel Mask with the toner when carrying out electro-cosmetic treatments, doing so will make the treatment easier and more effective. Depending on the skin type and the purpose of the treatment you can use this toner to moisten other gel masks.
- Wipe the skin with the toner after treatments, it will tighten the pores and tone the skin.

SOUR CHERRY & BLACKTHORN TONER, 125 ML

Skin type: for water- and vitamin deficient skin

Effect: regenerating, tightening, toning, enhances elasticity

Organic ingredients: sour cherry, blackthorn

DIRECTIONS FOR BEAUTICIANS:

- Wipe the skin with the toner before the treatments.
- You can enhance its regenerating and vitamin charging effect by dripping it on cotton pads and working it into the skin electronically.
- Moisten the Sour Cherry & Blackthorn Gel Mask with the toner when carrying out electro-cosmetic treatments, doing so will make the treatment easier and more effective. Depending on the skin type and the purpose of the treatment you can use this toner to moisten other gel masks.
- You can use it for regenerating, oxygen treatments.
- Wipe the skin with the toner after treatments, it will tighten the pores and tone the skin.

NEW

This special toner containing grape stem cell refreshes and regenerates the wrinkled, water deficient skin. It is essential for the treatment of wrinkled skin that is dehydrated on the surface and deep layers.

For the sake of the effective care use the whole range of Grape Stem Cell products!

DIRECTIONS FOR HOME USE:

- Drip it on cotton pads and wipe your face, neck and cleavage every morning and evening.



NEW

This special toner containing sour cherry and blackthorn refreshes and regenerates the young, dehydrated skin.

For the sake of the effective care use the whole range of Sour Cherry & Blackthorn products!

DIRECTIONS FOR HOME USE:

- Drip it on cotton pads and wipe your face, neck and cleavage every morning and evening.



APPLE & LEMON TONER, 125 ml



Skin type: skin prone to acne and oily seborrhea, with large pores and pigment marks

Effects: tightening pores, toning, refreshing, bleaching

Organic ingredients: apple, lemon, lemon oil, peppermint oil

DIRECTIONS FOR BEAUTICIANS:

- Wipe the skin with the toner after using a cleanser. It removes any remaining cleanser, tones and refreshes the skin.
- You can increase its pore tightening and disinfecting effect by working it into the skin electronically, dripping it on a cotton pad.
- Electro-cosmetic therapy carried out with Apple & Lemon Gel Mask becomes easier and more efficient if the gel mask is watered with the toner. It may be used for wetting other gel masks depending on the skin type and the purpose of treatment.
- Following treatments, wipe the skin with the toner: it tightens pores and tones the skin.

ROSE HIP TONER, 125 ml



Skin type: sensitive skin prone to oily or scaly seborrhea, rosacea, irritation, inflammation and acne

Effects: soothing, supplying vitamins, refreshing, tightening, toning, regenerating

Organic ingredients: rose hip

DIRECTIONS FOR BEAUTICIANS:

- Wipe the skin with it before treatments.
- You can increase its soothing and anti-seborrheal effect if you work it into the skin dripping it on a cotton pad and using the Mini Face Lifting device.
- Electro-cosmetic therapy carried out with Rosehip Gel Mask becomes easier and more efficient if the gel mask is moistened with the toner. It may be used for wetting other gel masks, depending on the skin type and the purpose of treatment.
- It reduces inflammation and tightens pores following cleansing treatments.
- It soothes the skin after waxing and relieves inflamed hair follicles.
- Use it for electric scalp massage on oily or scaly scalp, then massage some drops into the scalp at the end of the treatment. Apply a wet dressing first, using Mineral Cleansing Concentrate or AHA Whip Peeling Treatment.
- Recommend it to male clients to use after shaving along with Rose Hip Serum or Herbal Spot Serum depending on skin conditions.

Its everyday use is beneficial for spotty, inflamed skin with large pores. Apple and lemon have astringent, skin softening and peeling, toning and tightening effects. As lemon is rich in Vitamin C, it lightens the skin, therefore the toner is also beneficial for freckled and lentiginous skin.

DIRECTIONS FOR HOME USE:

- Drip it on cotton pads and wipe spotty, large pore skin every morning and evening. As it is slightly alcoholic, it removes oily shine. You can also use it on the neck and cleavage. In addition to refreshing the skin and tightening pores, it also lightens pigment spots.
- Not suitable for children under the age of 3.



Rosehip has been used for centuries for making jam and syrup and it is also popular in cosmetics as an ingredient of organic products. It is an important natural source of vitamin C, which regulates oxidative processes, strengthens blood vessel walls, maintains connective tissue and improves resistance to infection. The toner refreshes and soothes sensitive problem skin prone to acne, inflammation and rosacea and helps to relieve inflamed hair follicles after shaving and waxing.

DIRECTIONS FOR HOME USE:

- Drip it on cotton pads and wipe your face, neck and cleavage every morning and evening. As it is slightly alcoholic, it removes oily shine, refreshes the skin and tightens the pores.
- Apply it on the depilated area after waxing: its active ingredients soothe the skin and relieve inflamed hair follicles.
- It is also recommended for men to refresh the skin after shaving. It reduces inflammation, and soothes and refreshes sensitive skin.
- Not suitable for children under the age of 3.



SENSITIVE EXTRA TONER, 125 ML



Skin type: for all skin types, especially for irritated skin prone to allergy

Effects: cleansing, soothing, hydrating, anti-inflammatory

Organic ingredients: yarrow, plantain

DIRECTIONS FOR BEAUTICIANS:

- Wipe the skin with it before treatments.
- You can increase its soothing and sebum normalizing effect if you work it into the skin dripping it on a cotton pad and using the Mini Face Lifting device.
- It reduces inflammation and tightens pores following extraction treatments.
- Recommend it to male clients to use after shaving along with Rose Hip Serum or Herbal Spot Serum depending on skin conditions.

SULPHURIC TONER, 125 ml

Skin type: inflamed, seborrheal skin with severe acne, skin prone to eczema, psoriasis, for back and body parts prone to acne, for inflamed hair follicles

Effects: anti-inflammatory, soothing, keratoplastic and tightening pores

Organic ingredients: peppermint oil

DIRECTIONS FOR BEAUTICIANS:

- Apply it on inflamed skin with acne before face and body treatments. It normalises sebum production and reduces inflammation.
- You can increase its anti-inflammatory and keratoplastic effect by working it into the skin, dripping it on a cotton pad and using a Mini Face Lifting device.
- Following treatments, wipe the skin with the toner: it tightens pores and tones skin.
- Use it for electric scalp massage on oily or scaly scalp, then massage some drops into the scalp at the end of the treatment.

This special toner containing yarrow and plantain refreshes and soothes the extra sensitive skin prone to inflammation. Its use is essential for the treatment of extra sensitive skin. It is dermatologically tested.

For the sake of the effective care use the whole range of Sensitive Extra products!



DIRECTIONS FOR HOME USE:

- Drip it on cotton pads and wipe your face, neck and cleavage every morning and evening. Due to its yarrow and plantain content it soothes the irritated skin prone allergy, so it is recommended for every-day use.
- It is also recommended for men to refresh the skin after shaving. It reduces inflammation, and soothes and refreshes the irritated skin prone to allergy.

The ancient Greeks had already used sulphuric thermal waters effectively to treat various skin disorders, and they were also highly appreciated by the Romans. Sulphur is also used by modern medicine for treating different skin disorders, acne, eczema, psoriasis and all types of seborrhea. It is sulphuric products alleviate inflammation, normalise sebum production and reduce scaling, flaking and itching. Impressive results may be achieved on excessively oily and acne-prone skin, if the toner is used with other members of the sulphuric product line. You can use it for treating oily or scaly scalp, flaking around the ears and lichen pilaris.



DIRECTIONS FOR HOME USE:

- Drip it on cotton pads and wipe spotty face, cleavage and back every morning and evening. Also include Mineral Cleansing Concentrate and other members of the Sulphuric product line in your daily skin care.
- Massage some drops into oily or scaly scalp. Sulphur normalises keratin production and sebum production. Apply wet dressing containing Mineral Cleansing Concentrate before the massage.
- Wipe skin areas prone to eczema and psoriasis in the mornings and evenings. It improves the condition of the skin due to its anti-inflammatory and keratoplastic effects.

STONECROP TONER – ALCOHOL-FREE, 125 ml

Skin type: sensitive, lentiginous, freckled or sunburnt skin, pigment marks

Effects: regenerating, soothing, brightening, toning, tightening

Organic ingredients: stoncrop, aloe arborescens

DIRECTIONS FOR BEAUTICIANS:

- Use it for brightening and regenerating treatments. Cleanse the area with Stonecrop Toner prior to treatments.
- You can enhance its effectiveness by working it into the skin electronically, dripping it on a cotton pad.
- When applying electro-cosmetic therapy with Stonecrop Gel Mask, Fibrous Stonecrop Treatment or Cucumber & Parsley Oxygen Treatment, wet the gel with Stonecrop Toner.
- Use it for whitening oxygen treatment.
- Following treatments, wipe the skin with the toner: it tightens pores and tones skin.

MAHONIA TONER, 125 ml

Skin type: scaly seborrhea, scaly and itchy skin prone to psoriasis

Effects: normalising keratin production, toning, soothing, reducing scaling

Organic ingredients: mahonia, nettle, lyceum, nasturtium, boxwood and lavender oil

DIRECTIONS FOR BEAUTICIANS:

- Apply it on scaly skin prone to psoriasis before face and body treatments.
- Massage some drops into scaly, itchy psoriasis-prone scalp after treatment. Prior to the treatment apply wet dressing containing Mineral Cleansing Concentrate.
- You can increase its keratoplastic effect by working it into the skin electronically, dripping it on a cotton pad.

Due to its special brightening effect, stoncrop, which prefers sunny, warm places, is popular with people with lentigines, freckles, pigment marks or darker complexion. Although its ingredients are not fully known, studies have proved that it is rich in active ingredients that have keratoplastic, tightening, brightening and vulnerary effect. Since it is alcohol-free, it may be used even for the most sensitive skins as it does not dehydrate skin. Its refreshing and toning effect makes everyday skin care more enjoyable.



DIRECTIONS FOR HOME USE:

- If your skin is sensitive or has pigment marks, wipe your face, neck and cleavage with this toner every morning and evening.

This toner, containing mahonia and several other herbs, helps the renewal of irritated, scaly epidermis and epithelium. As it is tightening, reduces scaling and normalises keratin production, it is excellent for treating oily, scaly and itchy scalp. It brings immediate results: the hair becomes less oily and the scalp stops itching. In order to have impressive results, always use Mineral Cleansing Concentrate prior to using the toner.



DIRECTIONS FOR HOME USE:

- Drip it on cotton pads and wipe itchy and scaly skin every morning and evening after cleansing with Mineral Cleansing Concentrate.
- Massage a few drops twice a day into scaly skin prone to psoriasis or eczema. It normalises keratin production, reduces scaling, soothes skin and alleviates itching. Use Mineral Cleansing Concentrate for wet dressing when washing your hair.

ROSE PETAL TONER, 125 ml



Skin type: for water deficient, sensitive, seborrheal and loose skin with large pores

Effects: refreshing, toning, improving elasticity, tightening pores, skin-forming

Organic ingredients: rose petals, rose petal oil

DIRECTIONS FOR BEAUTICIANS:

- Wipe the skin with it before treatments. It removes any remaining cleanser, tones and refreshes the skin.
- Its effectiveness is enhanced if worked into the skin electronically, dripping it on a cotton pad.
- Electro-cosmetic therapy carried out with Rose Petal Gel Mask becomes easier and more efficient if the gel mask is moistened with the toner. It may be used for wetting other gel masks depending on the skin type and the purpose of treatment.
- Following treatments, wipe the skin with the toner: it tightens the pores and tones the skin.

Rose has accompanied the history of mankind and is often regarded as the symbol of beauty. No wonder it is one of the most ancient cosmetic ingredients. Rose is rich in pectin and has excellent moisture retention qualities. The toner made of the fragrant, sweet red rose grown in the organic gardens of Ilcsi preserves the wonderful refreshing and toning ingredients and effect of the flowers. It is recommended for toning water deficient, loose, sensitive, seborrheal skin with large pores.



DIRECTIONS FOR HOME USE:

- Drip it on cotton pads and wipe your face, neck and cleavage every morning and evening. The water retention quality of rose helps to improve water deficient skin.
- Not suitable for children under the age of 3.



CLEANSING CONCENTRATES

Inadequate skin care, lack of exercise and the use of currently fashionable shower gels and foaming baths thickens the stratum corneum, resulting in a dry and dehydrated feeling. It then seals the skin, which thus is unable to purge from inside and does not let skin care products absorb. The cleansing concentrates, prepared at Ilcsi's own plant, soften and dissolve the unnecessary keratinised cells, preventing the thickening of the skin and enabling it to cleanse itself and absorb skin care preparations. Ilcsi cleansing concentrates are recommended to clients for everyday use at home to make treatments even more efficient.

Professional use of cleansing concentrates

- To soften the skin and remove dead keratinised cells before treatments.
- For special use see product description.

Home use of cleansing concentrates

- For everyday cleaning and bathing the whole body. Their effectiveness may be increased by rubbing skin with a sponge or wet brush. Use an Ilcsi body lotion afterwards.



MINERAL CLEANSING CONCENTRATE, 125 ml, 35 ml

Skin type: for sensitive skin prone to inflammation, acne and rosacea; for shaving; for oily and scaly scalp, for skin prone to eczema or psoriasis, for lichen planis

Effects: anti-inflammatory, slightly keratolytic, tightening, reduces itching

Organic ingredients: linseed oil, lavender oil

DIRECTIONS FOR BEAUTICIANS:

- It is excellent for preparing and softening the skin before face, back and body treatment.
- When treating inflamed, oily skin prone to acne, mix with Sulphuric Cream and use as a mask after treatment.
- Use it as a wet pack on itchy, scaly and oily scalp (for about 15 min), and then wash it off with clean water first and then with a mixture of water and cider vinegar (add 200 ml cider vinegar to 2 l of water).
- When treating inflamed hair follicles, use it electrically or as a mask for 15-20 minutes covered by cling film.

DIRECTIONS FOR HOME USE:

- It is recommended for all skin types and skin problems. Use it in the morning and evening when washing your face. After drying your skin, apply it by wet hands like a cream and rinse it after a few minutes. As it is slightly keratolytic, it does not allow the dry keratinous layer to thicken. Your skin will be fresh and healthy.
- Use it as a wet pack on itchy, scaly and oily scalp (for about 15 min), and then wash off with clean water first and then with water mixed with cider vinegar (add 200 ml cider vinegar to 2 l of water). You may use a bathing cap for the wet pack.
- Men are advised to use it when shaving: use a shaving mop or sponge to work up a lather. It will prevent rashes due to its soothing effect.
- Avoid any contact with eyes, as it may be irritating because of its alkalinescence. In case of contact with eyes, rinse with plenty of water.

No wonder that this versatile, soothing cleansing concentrate with ichthylol and natural herbal oils, boiled at our own plant, is the most popular Ilcsi product. If used every day, it removes dead keratin cells, thus making the skin fresh and rosy. The ichthylol and the botanicals it contains have a mild keratin solving, soothing, anti-inflammatory and antiseptic effect. They are beneficial to inflamed skin with acne, for inflamed hair follicles and for skin irritated by frequent shaving. It regulates the functioning of sebaceous and apocrine sweat glands, therefore it is useful for acne and lip-sore. Because of its alkalinescence it softens the skin, and is in this way effective for chapped hands and legs. It is absolutely necessary for inflamed or sensitive skin prone to acne or allergy and is an essential tool for everyday skin care.



REFRESHING CLEANSING CONCENTRATE, 125 ml

Skin type: for all skin types and body treatment

Effects: refreshing, keratolytic, invigorating circulation, cooling

Organic ingredients: linseed oil, lavender oil, peppermint oil, eucalyptus oil

DIRECTIONS FOR HOME USE:

- Use it for everyday washing or bathing in case of skin with sluggish circulation. You can maximise its effect by rubbing your skin with a sponge or wet flesh-brush. Use Ilcsi body lotion afterwards.
- It is recommended to everybody in hot summer weather. It has a pleasant cooling effect.

This cleansing concentrate is suitable for all skin types; it removes dead keratin cells, refreshes the skin and improves circulation. With the help of peppermint oil, eucalyptus oil, linseed and lavender oil as well as camphor it reinvigorates the skin. In case of tired skin with poor circulation its effect can be increased by rubbing the face or the whole body every day using a loofah.

DIRECTIONS FOR BEAUTICIANS:

- Use it for cleaning and softening the skin and removing dead keratin cells before treatment.



NETTLE CLEANSING CONCENTRATE, 125 ml

Skin type: for itchy, dry skin and for thickened skin e.g. on feet, thighs, arms and hands

Effects: refreshing keratolytic, invigorating circulation and smoothing

Organic ingredients: nettle, linseed oil, lemon oil, lemongrass oil

DIRECTIONS FOR BEAUTICIANS:

- Use it for cleaning and softening the skin and removing dead keratin cells before treatment.

This cleansing concentrate, containing nettle, may be used for dry skin on both face and body. If the skin is very dry and dehydrated, rub the whole body thoroughly with a loofah. It softens the thickened keratin layer and makes removing the dead keratin cells more efficient, at the same time reinvigorating the skin. The valuable active ingredients of the Nettle Cleansing Concentrate regenerate dry and lifeless skin. It is exceptionally refreshing and makes the skin silky.



DIRECTIONS FOR HOME USE:

- Use it for everyday washing or bathing in case of skin with sluggish circulation. You can maximise its effect by rubbing your skin with a sponge or wet flesh-brush. Use Ilcsi body lotion afterwards.



Peelings

AHA PEELINGS
FACE & BODY EXFOLIATORS

AHA PEELINGS

If we are to achieve good results with electric treatments, they should be preceded by thorough preparation and removal of the dead skin cells. Only then is the skin able to absorb active ingredients. Dead keratin cells may be removed either mechanically by exfoliators or biological peelings containing Alfa Hydroxy Acids (AHA). AHA or fruit acids that loosen and remove the dead, scaly and dull surface layers of the skin and in this way stimulate the cells below to renew.

As a result the skin will be rejuvenated, smoother and small wrinkles will disappear. They also bleach pigment spots, maintain the tenderness of the skin and in general improve hydration. They are excellent at dissolving the thickened dead keratin layer, which causes most skin problems and thus they aid the natural renewal of the skin as well as the absorption of active ingredients.

The various AHA treatments are able to solve even the nastiest skin problems fast and efficiently.



AHA FRUIT PULP TREATMENT, 250 ml

Skin type: for all skin types, as a supplementary treatment of all skin problems, for face and body treatment

Effects: keratolytic, rejuvenating, anti-wrinkle, anti-inflammatory and lightening

Organic ingredients: apple, naseberry, grape, lemongrass oil

DIRECTIONS FOR BEAUTICIANS:

- It should always be used together with Paprika Herbal Treatment. Paprika Herbal Treatment greatly stimulates circulation. It causes redness and tingling, which intensifies in the first 10 minutes. Clients must be prepared for it, even though this is not an allergic reaction!
- It is always to be used in a salon first, and only afterwards should it be given out for home use.
- Apply in a thin layer on the cleansed skin, then immediately smooth Paprika Herbal Treatment on top in a layer about twice as thick. Following a drying period of 40-45 minutes remove it from top to bottom. Do not wash off before drying, since the skin will ease slower. It is easier to remove if you put a gauze mask on it. After peeling always apply Rose Hip Serum.
- After application always take care of sun protection, Tomato Sunscreen or Facial Sun Gel must be used when sunbathing or going to a solarium.
- It may be worthwhile to ask the client to apply the peeling on the day prior to the treatment in order to be able to carry out the treatment in the salon more quickly and efficiently the following day.
- Before using it, it is recommended to attend Ilcsi training first.

This fruit pulp peeling allows for an immediate spectacular, palpable and rapid result with the treatment of all skin types and skin problems. Mellows and removes dead skin cells on the surface, aids natural renewal of the skin, smoothes out wrinkles, has a surface keratolytic effect and enhances hydration of the skin.

The apple, grape, naseberry and lemon grass oil help the skin to cleanse and renew inside and outside. Due to the fruit pulp, it does not damage the surface of the skin even after the duration of the effect and it only exerts its effect on the surface of the skin. Excellent for use for oily and scaly, sensitive, pigmented, water or oil deficient, mature, wrinkled skin prone to seborrhea, rosacea, and inflammation. It makes cellulite and striae treatment, wrinkle treatment, extraction treatment, pigmentation and common wart treatment more efficient; and can be used to treat hair follicles, acne on the back, or to prepare for oxygen treatment during the days prior to treatment. In case of very problematic skin, apply a three week course prior to treatment.



USING IT AS TREATMENT COURSE:

- In case of problem skin, one with a lot of acne or before an extraction treatment, apply a 3-week course: the client is to apply AHA Fruit Pulp Treatment along with Paprika Herbal Treatment three times in the first week (every second day), twice in the second week and once in the third week. After peeling always apply Rose Hip Serum and Rose Hip Whip Moisturizer. It is important that the client only uses Ilcsi cleansing concentrates and does not use shower gel or other soaps. After the peeling treatment course extraction treatment may be applied. Further usage is recommended depending on the condition of the skin but generally once a month is enough.

DIRECTIONS FOR HOME USE:

- AHA Fruit Pulp Treatment always has to be used with Paprika Herbal Treatment, a strong circulation booster, and followed by Rose Hip Serum.
- It is only to be used in accordance with directions given by the beautician.
- Not to be used by children under the age of 3.

Those sensitive to histamine must not use this product. In case the client experiences sensitivity or nausea, give him/her water with lemon to drink and wash the treatment off immediately.

AHA WHIP PEELING TREATMENT, 125 ml

Skin type: for all skin types, face and body treatment

Effects: keratolytic, rejuvenating, soothing

Organic ingredients: mallow, lemon oil

DIRECTIONS FOR BEAUTICIANS:

- In case of face treatment use it as a rapid exfoliator, rubbing it with a wet cosmetic brush or sponge and brushing it with the frimator (the brush should be wet).
- Apply in medium thickness on the surface to be treated and wipe it off in circular movements, with a soft wet brush or your fingers, after a few minutes. It removes the unnecessary keratin layer fast and efficiently, leaving the skin soft and pleasant to touch.
- Its effect may be increased by mixing in one-third part Nettle & Algae Treatment.
- In case of scalp treatment massage a mixture of AHA Whip Peeling Treatment and Nettle & Algae Treatment into the scalp and cover it with a shower cap for 20 minutes (dyed hair will fade!).
- Also use it with Nettle & Algae Treatment for treating lichen pilaris. Brush the surface with the frimator, then rub off with a wet towel or glove and apply an electric treatment using Mineral Cleansing Concentrate.
- Avoid contact with eyes. In case of contact with eyes, rinse with plenty of water.

It removes the unnecessarily thickened keratin layer and aids the renewal of skin cells. It is mainly used with the popular and pleasant mechanic frimator (massage brush). There are no grains in it, thus it does not remove the dead keratin cells mechanically but gently dissolves

them. It is easy and fast to use. It is primarily recommended for body treatment but is also efficient in scalp and face treatment.



DIRECTIONS FOR HOME USE:

- In case of treating cellulite mix it with Nettle & Algae Treatment. Apply Herbal Cellulite Treatment covered in cling film afterwards.
- In case of scalp treatment you can use it as often as twice a week depending on the condition of your skin. Apply it as a wet pack, mixed with Nettle & Algae Treatment and covered by a shower cap for 20 minutes. Then wash your hair with Mineral Cleansing Concentrate and rinse it with a mixture of water and cider vinegar (add 200 ml cider vinegar to 2 l of water). When the condition of the scalp improves, usage should be less frequent.



FACE & BODY EXFOLIATORS

Removing the dead keratinised layers is key to effective treatments and to preparing the skin for absorbing the active ingredients. When selecting an exfoliator, always consider the condition of the skin and the time available for the treatment. If there is little time, use Sea Sand & Willow Peeling or Horsetail & Spinach Exfoliating Mask. However, it is worth spending some more time on Ilcsi exfoliators, as they also act as a nourishing mask. Since exfoliators enable the skin to regenerate and "breathe" freely again, our clients are recommended to apply an exfoliator appropriate to their skin type once a week in addition to the daily use of an Ilcsi cleansing concentrate.

Professional use of exfoliators

- Apply to the skin in medium layer, allow it to dry, and rub it off vigorously by hand or using a brush, glove or cloth.

Home use of exfoliators

- Their home usage is identical to professional use. They are recommended to be used once a week.



GRAPE STEM CELL PEELING, 125 ML



NEW

Skin type: for wrinkled, dehydrated skin on the surface or deep layers

Effect: abrasive, intense hydrating, skin renewal

Organic ingredients: grape

DIRECTIONS FOR BEAUTICIANS:

- Apply it on skin in medium thickness, allow it to dry and rub it off forcefully with a brush, cloth or by hand. After rubbing off, apply Grape Stem Cell Toner, which makes the skin livelier.

Ilcsi's Grape Stem Cell Peeling is absolutely unique on the market of professional natural cosmetics. While the fine grape seed powder gently removes the dead keratin cells, thanks to its grape stem cell content it nourishes the skin, which becomes firm and silky.

For the sake of the effective care use the whole range of Grape Stem Cell products!



DIRECTIONS FOR HOME USE:

- Apply it on cleansed skin once a week, allow it to dry and rub it off in circular movements.

ROSE HIP & MAIZE EXFOLIATING MASK, 250 ml

Skin type: for sensitive, seborrheal skin prone to rosacea, acne and allergy

Effects: abrasive, soothing, supplying vitamins and hydrating

Organic ingredients: rose hip, cornmeal, corn germ oil, lemon oil, lemongrass oil

DIRECTIONS FOR BEAUTICIANS:

- Apply it on skin in medium thickness, allow it to dry and rub it off forcefully with a brush, cloth or by hand. After rubbing off, apply Rose Hip Toner, which soothes and regenerates the skin.

Recommended especially for sensitive skin prone to scaly seborrhea and lack of vitamins. Due to its special active ingredient – rose hip, corn germ oil and honey – it replenishes trace elements and is effective as a soothing, nourishing and hydrating treatment.

The refined cornmeal gently rubs off the dead keratin cells. It makes the skin soft and silky and improves the absorption of further active ingredients.



DIRECTIONS FOR HOME USE:

- Apply it on cleansed skin once a week, allow it to dry and rub it off in circular movements.
- Not to be used by children under the age of 3.

SULPHURIC EXFOLIATING MASK, 125 ml

Skin type: for skin prone to inflammation, oily or scaly seborrhea and acne; for back prone to acne

Effects: abrasive, soothing, keratoplastic

Organic ingredients: corn germ oil, peppermint oil

DIRECTIONS FOR BEAUTICIANS:

- Apply it on inflamed or spotty skin in medium thickness, allow it to dry and rub it off forcefully with a brush, cloth or by hand. Sulphur brings about its beneficial effect in a short time and the skin will already look better in the exfoliation phase. It is to be followed by other members of the Sulphuric or Rose Hip product lines depending on the condition of the skin.

SEA SAND & WILLOW PEELING, 35 ml

Skin type: for all skin types, for hyper-pigmented skin

Effects: abrasive, antioxidant, hydrating

Organic ingredients: willow leaves, lemon oil, lemon grass oil

DIRECTIONS FOR BEAUTICIANS:

- Effective for hyper-pigmented skin and brightening oxygen treatments.
- Use it when you only have little time for the treatment. Apply it on the skin; rub strongly with wet fingers or cotton wool balls for a couple of minutes and rinse it off.
- You may use it for skin diagnosis, since it produces a fast abrasive effect and gives more precise information of the client's skin type. You can then recommend the products suitable for their skin type for home use.

Due to the beneficial, skin renewing effect of sulphur, this exfoliating mask allows inflamed or problematic skin with acne to be prepared for the treatment. Sulphur exerts its anti-inflammatory and soothing effect already in the exfoliation phase, and removes the thickened keratin layer, leaving the skin smooth and soft. It may be used for making skin between toes thinner and it is also effective against fungal infections due to its sulphur content.



DIRECTIONS FOR HOME USE:

- Apply it on cleansed skin once a week, allow it to dry and rub it off in circular movements.
- It may also be used for fungal infections.
- Not to be used by children under the age of 3.

Sea Sand & Willow Peeling comes to the rescue when there is little time for treatment. It makes the skin fresh, rosy and silky in a few minutes. The willow and lactic acid mixed in the fine hydrating cream has a mild keratolytic effect. Dissolved and loosened keratin may be easily removed with the grainy, fine sea sand. The skin becomes lighter, therefore it is especially recommended for skin with pigment spots.



DIRECTIONS FOR HOME USE:

- Apply it solely on pigment spots for the daily treatment of hyper-pigmented or lentiginous skin. Exfoliate the spot gently and use Brightening Serum and Brightening Cream afterwards or the Stone Crop product line in sunny, summer weather.
- It is worth having one at home; it comes handy when you only have a few minutes for skin care. Apply it to your skin, rub it vigorously for a couple of minutes with wet fingers or peeling gloves and rinse it.
- Not to be used by children under the age of 3.

ROLLING FACE & BODY EXFOLIATING MASK, 250 ml

Skin type: for oil and water deficient, dry and thickened skin

Effects: abrasive, invigorating circulation, softening

Organic ingredients: castor oil, hot paprika, corn meal, soya lecithin

DIRECTIONS FOR BEAUTICIANS:

- It is suitable for both face and body treatment. Apply to the skin in medium layer, allow to dry, and rub it off vigorously by hand or using a brush, glove or cloth.
- It stimulates circulation, thus making the skin flush slightly.
- Excellent for preparing the skin for cellulite or striae treatment.



This circulation boosting exfoliator containing soya lecithin, corn meal and hot paprika makes even the very rough, hard and chapped skin silky. It has a beneficial abrasive effect as a result of the botanicals and rubbing. Due to its invigorating effect it helps eliminate waste materials, makes the skin and capillaries elastic, therefore it is excellent for cellulite and striae treatments.

DIRECTIONS FOR HOME USE:

- Use it once a week on your face or body to remove dead keratin cells. Apply on cleansed skin, allow to dry, and rub it off vigorously. Skin will slightly flush due to the paprika, as it invigorates circulation and helps eliminate waste materials.
- Not to be used by children under the age of 3.



GRAPE SEED OIL & SALT MASSAGE PEELING, 250 ml

Skin type: for oil and water deficient skin, body treatment

Effects: abrasive, antioxidant, softening, refreshing, collagen-forming

Organic ingredients: grape seed oil, corn germ oil, mandarin oil

DIRECTIONS FOR BEAUTICIANS:

- Cleanse the skin with soap and massage using the massage peeling. Then wipe off the salt grains and the excess oil or carry out either an enjoyable and relaxing magnetic massage or an ultrasound treatment in order to work the remaining grape seed oil deeper into the skin.

This vitalising massage peeling was created from a combination of Parajd salt and grape seed oil. The rock salt from Parajd exerts its influence on the entire body: besides being abrasive, it has a soothing effect, relaxes muscles, expands blood vessels and helps the formation of the epidermis. The grape seed content of this massage peeling neutralises the negative effect of free radicals, helps maintain the elasticity and moisture of the skin and delays the appearance of wrinkles. It may also be used as a vitalising, relaxing and refreshing body treatment in itself. The salt grains remove dead keratin cells and in this way help cell renewal and the absorption of the active ingredients of grape seed oil. As a result of the active ingredients and massage skin will become younger, fresh and silky.



DIRECTIONS FOR HOME USE:

- Massage your body with it once a week. Then wipe off the salt grains and the excess oil or have a shower.
- If your skin is extremely dry, use the appropriate Ilcsi body lotion.



HORSETAIL & SPINACH EXFOLIATING MASK, 125 ml

Skin type: for all skin types

Effects: abrasive, softening, regenerating, antioxidant

Organic ingredients: horsetail, spinach, corn germ oil, peppermint oil

DIRECTIONS FOR BEAUTICIANS:


- Apply it in a thin layer and rub it off with strong massaging, kneading strikes after a few minutes. Do not let it dry completely. When rubbing off, you may do the massage and kneading vigorously, as it helps the absorption of the active ingredients and stimulates the blood and lymphatic circulation of the skin.
- It is excellent for regenerating treatments.



This exfoliating mask containing horsetail and spinach is useful when you only have little time for the treatment. It helps to remove the dead keratin cells and softens the skin in a few minutes. The most important active ingredient of horsetail, in addition to flavonoids, is silicic acid (H_2SiO_3) containing silicium, which ensures the elasticity of the skin, its youthful appearance and prevents premature ageing. The high flavonoid content of horsetail and spinach has an antioxidant effect, improves the permeability of capillaries, stimulates circulation and helps supply the skin with vitamins, nutrients and oxygen.

DIRECTIONS FOR HOME USE:

- Apply it in a thin layer once a week – do not let it dry completely – and rub it off with strong massaging strikes. It leaves the skin smooth and soft in a couple of minutes.
- Not to be used by children under the age of 3.





MASSAGE CREAMS
COSMETIC MASKS & TREATMENTS
GEL MASKS & TREATMENTS
PEEL-OFF MASKS

MASSAGE CREAMS

Massage creams are the helpers of the most pleasant cosmetic procedure. Both the body and soul of clients are recharged with energy and beauty. Depending on the purpose and skin type, you can choose a hydrating, mildly oily or oily product. They may be used for softening the skin, boosting circulation or just for pampering. If the massage cream is mixed with Nettle & Algae Treatment, you get a circulation booster, which increases the effectiveness of the treatment.

PROFESSIONAL USE OF MASSAGE CREAMS

- For massaging the face, neck and cleavage
- Due to their high herbal oil content, they may be used as a nourishing treatment under a Venus mask or Ilcsi Thermo Mask, when treating oil deficient skin.
- They may be used for magnetic massage, covered with cling film.
- They can only be used with the ultrasound function of Skin Tightening Device.



PHYTOESTROGEN MASSAGE OIL, 125 ml

Skin type: for dry, oil deficient, scaly skin

Effects: rejuvenating, promotes collagen production, antioxidant, firming

Organic ingredients: grape seed oil, mandarin oil, jasmine oil

DIRECTIONS FOR BEAUTICIANS:

- May be used for Ilcsi massage or regenerating and firming body massage.
- Prepare the skin for the massage, then apply the oil to the surface to be treated, cover with cling film and perform magnetic massage. Magnetic massage has a relaxing and soothing effect, and revitalises tired and flabby muscles.
- In case of applying oil based products, you may use it for vacuum massage performed with the Automatic Pulsating Cupping Device. The massage invigorates circulation and metabolism and is highly effective against stagnant lymph. It produces a long-lasting and spectacular result; the skin will become firm and silky.
- It is recommended for pregnant mums to prevent striae. Massage it into breasts and belly. Do not use electro-cosmetic devices during pregnancy.
- If you choose to use whip cream for the massage because of its active ingredients or the skin type treated, you can enrich it with massage oil.
- It may also be used for enriching other products.
- Apply it in a thin layer under peel-off masks.

POTATO & HELIANTHUS MASSAGE MILK, 250 ml



Skin type: for dry, scaly face, cleavage or chapped feet or arms with poor circulation

Effects: softening, hydrating, invigorating and nourishing

Organic ingredients: potato, helianthus, corn germ oil, shea butter, bergamot oil, rosemary oil

DIRECTIONS FOR BEAUTICIANS:

- Apply it during massage, ultra sound treatment or wet pack, to work its softening, hydrating and nourishing active ingredients into the skin.
- It is excellent for massaging tired limbs with poor circulation or very dry skin on heels or elbows.
- If performing magnetic massage, apply as an active ingredient and cover with cling film.
- If carrying out treatment on oil deficient skin using a Skin Tightening Device, only use it with ultra sound.

The wonderful active ingredients of grape seed (OPC) help to rebuild collagen fibres, and thus have a rejuvenating, nourishing, firming and anti-wrinkling effect. It restores the lipid layer of the skin, normalises the functioning of certain glands and re-hydrates the skin. It has cholesterol-dissolving properties, and thus has a regenerating effect on hardened, atherosclerotic blood vessels. Recommended for everyone with dry skin or with skin that has lost its elasticity and firmness.



DIRECTIONS FOR HOME USE:

- If massaged into dry skin, it exerts a rejuvenating, firming and anti-wrinkling effect.
- It is recommended for pregnant mothers for massaging breasts and belly to prevent striae.

Both plants of the massage milk are beneficial to very dry face and scaly body skin, chapped hands and feet. The inulin content of helianthus improves the ability of skin to bind moisture, while potato is rich in vitamins, mineral salts and saccharides and its protein content is made up of amino acids, therefore it is immediately absorbed even through the skin. Potato & Helianthus Massage Milk is expedient for treating or massaging dry skin with poor circulation, chapped elbows, soles, heels and shins. It not only makes the skin silky but the rosemary oil it contains invigorates circulation and is effective against fungal infections.

DIRECTIONS FOR HOME USE:

- Use it for massaging tired limbs with poor circulation and chapped skin on heels or elbows. Particularly recommended to people with diabetes.



LINSEED MASSAGE CREAM, 250 ml

Skin type: for scaly seborrhea, oil deficient and thickened skin

Effects: softening, regenerating, lifting, supplying vitamins

Organic ingredients: linseed, calendula, corn germ oil, linseed oil, castor oil, lavender oil

DIRECTIONS FOR BEAUTICIANS:

- Use it for softening, regenerating massage, magnetic massage or – if you are applying oil based products – vacuum massage with the Automatic Pulsating Cupping Device.
- When treating oil deficient skin, apply it as a nourishing treatment under Venus mask or Ilcsi Thermo mask.
- If no circulation improving products are used in the course of treatment, you may use Linseed Massage Cream under peel-off masks in a thin layer. It helps to remove the mask more easily.

The mucus of linseed fights free radicals, it has a firming and hydrating effect and improves the elasticity of the skin. This massage cream is also the mixture of valuable herbal oils that nourish and regenerate the skin, making it silky and strengthening its natural defence capability.



DIRECTIONS FOR HOME USE:

- Use it for body massage; it hydrates, softens and nourishes the skin.
- Apply it under peel-off masks in a thin layer.

PAPRIKA MASSAGE CREAM, 250 ml

Skin type: for all skin types, for skin with especially sluggish circulation looking lifeless

Effects: invigorating, regenerating, nourishing, providing vitamins, antioxidant

Organic ingredients: hot paprika, calendula, corn germ oil, castor oil, shea butter, orange oil, rosemary oil

DIRECTIONS FOR BEAUTICIANS:

- Massage it into limbs with sluggish circulation and skin flabby as a result of dieting.
- Use it for magnetic massage: apply it to the surface prepared for the treatment and cover with cling film. In addition to the cleansing effect of the magnetic massage, the cream improves lymphatic and blood circulation and thus helps eliminate deposited waste materials and toxins.
- While applying oil based products, you may use it for vacuum massage performed with the Automatic Pulsating Cupping Device.
- If no circulation improving products are used in the course of treatment, you may use it under peel-off masks in a thin layer.

This highly rejuvenating massage cream is rich in Vitamin C, E and F and has invigorating and antioxidant effects. The carotenes and flavonoids of hot pepper ensure a wonderful complexion and enhance the biophysical functioning of the skin. Its capsaicine content stimulates circulation thus eliminating deposits and calcification in the tissues, promoting the removal of waste materials and in this way regenerates. It revitalises the whole body and counteracts the damage of a sedentary lifestyle.



DIRECTIONS FOR HOME USE:

- Massage it into limbs with sluggish circulation and skin flabby as a result of dieting. It will cause a slight redness because of its circulation improving effect.
- Apply it under peel-off masks in a thin layer.
- You can use it for warming-up before doing sports or alleviating sport related injuries.

SAPONARIA & LINARIA MASSAGE CREAM, 250 ml



Skin type: for all skin types

Effects: softening, soothing, hydrating and cleansing

Organic ingredients: saponaria, linaria, yarrow, corn germ oil, orange oil

DIRECTIONS FOR BEAUTICIANS:

- Massage it into the face, neck and cleavage while steaming before extraction treatment. When used for massage, the skin is able to absorb more water during the steam facial.

Saponaria or soap wort is, as its name suggests, extremely rich in saponin, while linaria, commonly known as toadflax, is famous for its soothing effect. As it has a softening and hydrating effect, it makes extraction treatments easier.



DIRECTIONS FOR HOME USE:

- It is primarily for salon use to soften skin before extraction treatment.

SOFTENING THERMAL MOISTURIZER, 250 ml

Skin type: for superficial or deep layer water deficient skin; for scaly skin prone to seborrhoea or psoriasis

Effects: hydrating, softening

Organic ingredients: castor oil, corn germ oil

DIRECTIONS FOR BEAUTICIANS:

- Use it for massaging the face, neck and cleavage under steam before extraction treatment in order to exploit its softening effect. The skin will become softer, making extraction easier.
- You may use it with Icsi Thermo mask for softening the skin.
- Use it for dry, scaly skin and chapped skin on hands and feet.

It wonderfully regenerates and softens nastily dry, scaly skin or skin prone to psoriasis, and has a rejuvenating effect due to its antioxidants. The pH value of 8.0 provides a keratin softening effect, making it especially useful for massage before extraction treatment for all skin types. If used regularly, its thermal water content (of Hajdúszoboszló) even offers a solution to skin water deficient in its deep layers, and its castor oil lifts the skin and makes it silky. It is highly effective for verruca, age spots and brittle nails. Clients are recommended to start using it a few days before extraction treatment so that the skin softens by the time of the treatment.



DIRECTIONS FOR HOME USE:

- Use it as a night cream for hard, keratinised, dry skin.
- If your skin is difficult to cleanse, use it as a supplementary cream for a few days before treatment. It softens the skin and thus makes extraction treatment easier.
- Not to be used by children under the age of 3.

COSMETIC MASKS & TREATMENTS

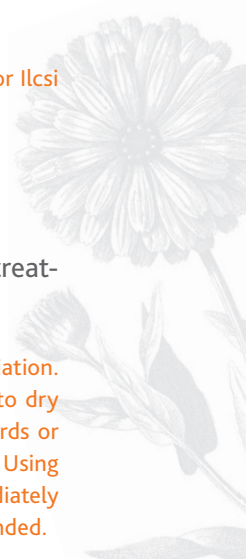
Ilcsi cosmetic masks and treatments include a few beautifying solutions to almost all skin problems. They produce an immediate impressive result. They refresh, clean and firm the skin, boost circulation and leave the skin with a rejuvenated and renewed look. When selecting one, always consider the condition and type of skin and the purpose of the treatment.

Professional use of cosmetic masks and treatments

- Apply to cleansed skin, allow to dry and remove or wash off. They are easier to remove if applied on top of a gauze mask.
- If applying several treatments at the same time, always keep the following sequence:
 - Circulation booster: Paprika Herbal Treatment
 - Astringent, soothing: Seven Herb Treatment, Ichtyolic Herbal Treatment
 - Nourishing: Phytoestrogen Mask, VitaminC Tomato Mask, Cucumber & Parsley, Rich Carrot Mask, Flavonoid Extra Treatment, Aloe Ginkgo Treatment, Sensitive Extra Treatment & Peeling
- After extraction treatment apply astringent and soothing masks.
- The efficiency of nourishing treatments may be increased by using a Venus mask or Ilcsi Thermo Mask on top.
- Nourishing treatments are also great active ingredients for magnetic massage.
 - For special use see product description.

Home use of cosmetic masks and treatments

- Use them once a week after exfoliation. Apply in medium thickness, allow to dry and remove from top to downwards or wash off with a wet cotton pad. Using several different masks immediately after one another is recommended.



SEVEN HERB TREATMENT, 250 ml

Skin type: for normal and sensitive skin

Effects: tightening pores, soothing, nourishing, hydrating and keratoplastic

Organic ingredients: aloe arborescens, stonecrop, elderberry blossom, yarrow, coltsfoot, plantain, spearmint, corn germ oil, lemongrass oil, lemon balm oil

DIRECTIONS FOR BEAUTICIANS:

- Apply it after extraction treatment: it evens out and soothes the skin due to its antiseptic and tightening effect and heals the tiny injuries of extraction.
- Apply to cleansed skin in a medium thick layer, allow to dry, and rinse it. It is easier to remove if applied on top of a gauze mask wet with toner.

ALOE & GINKGO TREATMENT, 125 ML



Skin type: for sensitive, mature, loose skin prone to rosacea

Effects: regenerating, soothing, hydrating

Organic ingredients: aloe arborescens, ginkgo

DIRECTIONS FOR BEAUTICIANS:

- Use it as a nourishing and regenerating treatment, for counteracting the effects of ageing, as an independent mask or for electro-cosmetic treatment.
- When treating rosacea apply it on cleansed skin and perform a massage with the Mini Face Lifting.
- You can use it as active ingredient for electro-cosmetic treatments – Skin tightening device, pricking massage, magnetic massage, to help the absorption of active ingredients.



This tightening and soothing treatment has been developed for sensitive skin prone to inflammation and to some extent seborrhea. It is to be used after extraction. Due to its toning, soothing and antiseptic effect, the traces of properly performed extraction almost completely disappear. The herbs it contains have hydrating, soothing, keratoplastic and beautifying effects. Yarrow restores the fine lipid layer of the skin.

DIRECTIONS FOR HOME USE:

- Use it once a week as a pore tightening and soothing facial in the period between extraction treatments.
- Not to be used by children under the age of 3.



Our Aloe & Ginkgo Treatment contains a concentrated amount of the active ingredients of both aloe arborescens and ginkgo, helps the regeneration of collagen fibres, so that we can achieve immediate visible results even on the mature skin prone to rosacea.

DIRECTIONS FOR HOME USE:

- Use it once a week as a nourishing treatment following exfoliation in periods between salon treatments. It smoothes out minor wrinkles, nourishes, regenerates and supplies vitamins to the skin.

SENSITIVE EXTRA TREATMENT AND PEELING, 125 ML



Skin type: for all skin types, especially for irritated skin prone to allergy

Effects: soothing, hydrating, antioxidant, anti-inflammatory, supplying vitamins

Organic ingredients: yarrow, plantain

DIRECTIONS FOR BEAUTICIANS:

- We can use it as a peeling or as a treatment, or thanks to its special composition we can use it as both at the same time. The refined cornmeal gently rubs off the dead keratin cells from the irritated skin prone to allergy, while its active ingredients make the skin soft and silky. If you are using it as a peeling apply it on the skin in a thin layer and gently rub it off with wet hands or a soft brush.
- If you are using it as a face treatment, due to water-based active ingredients you can use it for electro-cosmetic treatments. This way you can improve the effects of its active ingredients. Apply it in medium thickness and perform a prickling massage with the Mini Face Lifting device.
- You can use it as an individual face treatment, but in this case make sure to apply it in appropriate amount, since irritated skin prone to allergy usually is combined with water deficiency.
- If you would like to use both functions of this special product at the same time, apply it in medium thickness and wait until it is almost dry. During this period the yarrow and plantain content of the treatment soothes, regenerates and hydrates the skin. Before it is completely dry remove it with peeling gloves or soft brush.
- Use it as active ingredients for magnetic massage covered with cling film.

This special product works as a treatment and exfoliator at the same time, so it is essential for effective skin care. It is recommended for all skin types. Due to its yarrow and plantain content it soothes and hydrates the irritated skin and reduces inflammation.

While the refined cornmeal gently rubs off the dead keratin cells, this treatment nourishes the skin and makes it soft and silky. Dermatologically tested.

For the sake of the effective care use the whole range of Sensitive Extra products!



DIRECTIONS FOR HOME USE:

- Use it once a week as a soothing, hydrating treatment for the irritated skin prone to allergy on your face, neck and cleavage.
- Use it once or twice a month as a peeling to remove dead keratin cells. After rubbing off apply Sensitive Extra Gel Cream, that thanks to the peeling will be even more easily absorbed into the skin.
- If you would like to use both functions of this special product at the same time, apply it in medium thickness and wait until it is almost dry. During this period the yarrow and plantain content of the treatment soothes, regenerates and hydrates the skin. Before it is completely dry remove it with peeling gloves or soft brush.

PAPRIKA HERBAL TREATMENT, 250 ml

Skin type: for all skin types and skin problems, for face and body treatment

Effects: invigorating, rejuvenating, firming and anti-inflammatory

Organic ingredients: hot paprika, St John's Wort, sage, walnut leaves, horsetail, mallow, lavender oil

DIRECTIONS FOR BEAUTICIANS:

- Paprika Herbal Treatment greatly stimulates circulation. It causes redness and tingling, which intensifies in the first 10 minutes. Clients must be prepared for it, even though this is not an allergic reaction.
- It may be used either as a stand-alone facial, for preparing the skin before extraction treatment, before nourishing, hydrating and anti-inflammatory treatments or on top of facials to increase their effect.
- Apply it to cleansed skin in a thin layer. Place a gauze mask on top to be able to remove it more easily after drying. Do not rinse it before drying, otherwise it will take more time for the skin to calm down. When applied, it causes deep flush and in 1-2 hours the skin will be fresh and rosy. Its effect will stay on for days.
- If applying several facials one after the other, Paprika Herbal Treatment should be the first, as its effect invigorating blood and lymphatic circulation significantly enhances the absorption of the active ingredients of the other cosmetics.
- Apply in a thick layer on wrinkled skin and let it dry. It smoothes out the skin wonderfully.
- It is important to apply circulation boosting on the face only once during a treatment.
- It improves the efficiency of cellulite and striae treatments.
- It may be applied on top of Cucumber & Parsley Treatment in oxygen treatment and on top of AHA Fruit Pulp Treatment in AHA treatments.
- Because of the flush and tingling it causes, recommend it to clients for home use only after they have already tried it in the salon and are familiar with it.
- Before using it for the first time it is recommended to complete the Ilcsi training courses.

This unique and special treatment is one of the most popular Ilcsi products. The active ingredients of the carefully selected herbs stimulate the skin so much that it will look several years younger. It is beneficial for all skin problems, as it makes the skin silky, firm and youthful. It even smoothes out wrinkles beautifully. Its rejuvenating effect, combined with different treatments, provides fast and effective solution to even the most complicated skin problems. It enhances blood and lymphatic circulation, in this way significantly improving the absorption of further active ingredients applied after the treatment. Thus it is excellent for combining with other treatments.



DIRECTIONS FOR HOME USE:

- Only use it at home if you have already tried it in salon and are familiar with its effect.
- You may use it as a stand-alone facial or as a "quick fix" 2-3 hours before any "events", to make the skin silky, firm and youthful. Take into account that your skin may be heavily flushed for 1-2 hours after using it.
- Use it for boosting circulation prior to other facials.
- A few people may be sensitive to it, therefore it always has to be used in a salon first and only afterwards at home.
- Not to be used by children under the age of 3.

Not to be used by those sensitive to histamine! In case the client experiences sensitivity or nausea, give him/her water with lemon to drink and wash the treatment off immediately.

PHYTOESTROGEN MASK, 125 ml

Skin type: for loose and mature skin, for deep layer water deficient skin

Effects: toning, lifting, slightly invigorating, improving elasticity and building skin

Organic ingredients: clover, hop, linseed, yucca, hot paprika

DIRECTIONS FOR BEAUTICIANS:

- You may use it as a lifting, firming facial in itself or as part of electro-cosmetic treatments.
- Apply it in a medium thick layer to cleansed skin, let it dry and rub it gently in circular movements. Wash off the remaining mask using a wet cotton ball.
- For firming treatment use it with the Skin Tightening Device. It does not contain oils, therefore you may use interference and ultra sound at the same time. Wet the gel with a toner suitable to the skin type during treatment.
- If used for magnetic massage, apply it in a thin layer and cover with cling film.
- If combined with lifting massage, the condition of the skin will spectacularly improve, it will become toned and firm.

FLAVONOID EXTRA MASK, 125 ml

Skin type: stressed, tired, pale skin

Effects: antioxidant, collagen-building, builds suppleness, filling, regenerating, hydrating

Organic ingredients: blackcurrant, elderberry, melon, soya oil, grape, algae, honey

DIRECTIONS FOR BEAUTICIANS:

- You can use the mask to fill wrinkles and build suppleness, either independently or for electro-cosmetic treatments.
- Apply a moderately thick layer to prepared skin, then, after drying, gently rub it off with circular motions, washing of any remains with a damp cotton pad.
- Use it for suppleness enhancing treatments with the Skin Tightening Device; you can use the interference and the ultrasound at the same time. During treatment, moisten the gel with a toner appropriate to the skin type.
- For magnetic massage apply the treatment in a thin layer to the surface to be treated and cover with cling film.
- The condition of the skin improves visibly, becoming firm and supple, if you complement the mask with a lifting massage.

This mask, rich in phytohormones and vitamins, slightly stimulates blood circulation and in this way is effective for regenerating and improving the elasticity of mature skin lacking water in its deep layers. It has immediate visible results: the skin becomes rosy, more flexible and youthfully firm.



DIRECTIONS FOR HOME USE:

- Use it as a weekly firming and lifting treatment.

With the extra flavonoid enriched mask, we can increase the skin's suppleness, circulation and oxygen supply. Due to its powerful antioxidant affect, it is perfectly suitable for either counteracting the effects of aging, or regenerating tired, stress-ridden skin. We can use the product as the active agent in a water-based solution in any electronic treatment, or as an independent mask. We recommend it to every man or woman seeking beauty, regardless of their age.



DIRECTIONS FOR HOME USE:

- Use once a week as a filling, firming, suppleness enriching mask.

ICHTHYOLIC HERBAL TREATMENT, 250 ml

Skin type: for sensitive skin prone to seborrhea, acne and inflammation

Effects: tightening pores, regenerating, soothing, anti-inflammatory, vasoconstrictor, keratoplastic

Organic ingredients: elderberry blossom, walnut leaves, horsetail, Robinia blossoms, lemon balm, yarrow, corn germ oil, clove oil

DIRECTIONS FOR BEAUTICIANS:

- After the extraction treatment, perform electric massage for 2 minutes using Rose Hip Serum and Nettle & Algae Treatment and then apply Ichthyolic Herbal Treatment. It spectacularly tightens pores, soothes the skin and heals tiny wounds.
- Apply to cleansed skin in a medium thick layer, allow to dry, and rinse it. Use a gauze mask wet with Rose Hip Toner under the ichthyolic facial: the toner has a soothing effect and the gauze makes it easier to remove the facial.

HERBAL CELLULITE TREATMENT, 250 ml

Skin type: only for body treatments, for cellulite and striae treatments

Effects: invigorating, improving elasticity, promoting collagen production

Organic ingredients: ivy, nettle, hot paprika

DIRECTIONS FOR BEAUTICIANS:

- Apply it in a medium thick layer to cleansed skin and massage the problem areas with wet hands.
- Electro-cosmetic treatments enhance its effect. Perform massage with Mini Face Lifting or Revi Face on the thighs, buttocks, hips, upper arms, belly or cleavage.
- May also be used with the Skin Tightening Device. Interference works the muscles, while the ultra sound enhances the absorption of the active ingredients. The body electrode makes treatment fast and efficient.
- You may also use it for wrapping or magnetic massage.
- In case of applying it as a treatment course (12–15 occasions) several centimetres may be lost.

DIRECTIONS FOR HOME USE:

- Use it as a treatment course at home to continue the salon treatment.
- Apply to problem areas in a medium thick layer and cover with cling film every 2-3 days for 12-15 times. Rinse it after 20-25 minutes. Its strong circulation boosting effect will make the skin flush. Drinking sufficient water and regular exercise are also important parts of the treatment.

In addition to the beneficial effect of herbs, this versatile ichthylol helps treat sensitive skin prone to inflammation, seborrhea, acne or rosacea. Apply it as the first facial following extraction treatment: it tightens pores, soothes the skin and helps to heal the tiny wounds caused by the treatment. Ichthylol exerts its keratoplastic, vasoconstrictor, keratolytic and antiseptic effect, reduces pain and itching and dries the skin. It is also great for rosacea due to its soothing and vasoconstrictor effect.



DIRECTIONS FOR HOME USE:

- Use it once a week as a pore tightening and soothing facial in the period between extraction treatments.
- Not to be used by children under the age of 3.

Cellulite or orange peel syndrome is one of the cosmetic skin problems of our age. It first appears on thighs but may also involve hips, buttocks knees and upper arms. Cellulite develops as the connective tissue loses elasticity and adipose tissue thickens in the hypodermis. Cellulite is primarily possible to be reduced by invigorating circulation and performing lymphatic massage. Due to its hot pepper content, Herbal Cellulite Treatment stimulates blood and lymphatic circulation and thus helps to remove the deposited fat, toxins and waste materials. In addition to the strong circulation boosting effect, its herbs hydrate the skin, filling it with vitamins, trace elements and minerals. It is also highly effective for striae or stretch marks, as it fastens the shrinking of the lines. In addition to applying it as a treatment course, a healthy way of life and regular exercise should be aimed at.



- Its effect can be enhanced if used (covered with cling film) during gymnastics, running, cycling or other sports.
- Massage it into stretch marks or cover with cling foil. It is not recommended during pregnancy because of its circulation boosting effect.

VITAMIN C TOMATO MASK, 125 ml

Skin type: for all skin types; for loose skin with enlarged pores and acne

Effects: nourishing, supplying vitamins, soothing, regenerating, improving elasticity, tightening pores and neutralising free radicals

Organic ingredients: tomato

DIRECTIONS FOR BEAUTICIANS:

- Use it as a nourishing and pore tightening treatment supplementing vitamins. Apply to cleansed skin, let it dry and rinse it, or cover it with a gauze mask for easy removal.
- If you have not applied circulation boosting agents during the treatment, cover it with Herbal Paprika Treatment. It helps the absorption of the active ingredients and exerts its own beneficial effects.
- You may increase its efficiency by covering it with Venus mask or Ilcsi Thermo mask. Use a cling film under the Venus mask so that the plaster does not absorb the active ingredients.
- Use it for refreshing (electric) massage with wet hand, smoothing out or for magnetic massage (covered with cling film).

HOT PAPRIKA BODY TREATMENT, 125 ml

Skin type: for loose skin affected by cellulite

Effects: greatly enhances circulation, makes skin supple

Organic ingredients: Paprika, Yucca, Cinnamon Oil

DIRECTIONS FOR BEAUTICIANS:

- This product has a very strong circulation enhancing effect. To be used exclusively for body treatments. Wash hands thoroughly after use.
- Apply gel to skin to be treated and massage problem areas.
- Excellent substance for electrocosmetic treatments. Use Mini Face Lifting or Revi Face for an electric massage on thighs, buttocks, hips, upper arms, stomach, or neckline.
- Use with Ilcsi Skin Tightening Device; the body electrode makes treatments quick and effective. The interference current exercises muscles, while the ultrasound helps the absorption of active ingredients.
- May be used for wraps or magnetizing.
- When used during a regimen (12-15 treatments), results can be measured in centimeters.

The main ingredient of this treatment is tomato, which is sometimes referred to as the “apple of love” and whose numerous beneficial effects are well-known all over the world. It is an exceptionally healthy vegetable rich in nutrients, vitamins and the antioxidant lycopene. Lycopene is a carotenoid, which does not only ensure the red colour of tomatoes but also makes skin complexion healthier. Thanks to its anti-inflammatory and pore tightening effects it is one of the most popular products of the younger clients.



DIRECTIONS FOR HOME USE:

- Use it as a weekly nourishing, tightening treatment supplementing vitamins as well as before sunbathing, as its carotene content helps to achieve a nice, even suntan.
- Not to be used by children under the age of 3.

Say goodbye to cellulite with the help of Hot Paprika Body Treatment. All of its active ingredients have firming and elasticity improving effects. It was developed to increase the effectiveness of cellulite treatments. Thanks to its paprika, cinnamon oil content, this gel exerts its effect of enhancing blood circulation even more intensely, which stimulates increased fecal excretion. The most important active ingredient in this gel is paprika, which is rich in capsaicin, but also contains carotenoid type pigments (capsanthin, β -carotene, capsoyubin), sugars, flavonoids and vitamins (C, B2, B3, E). The other active ingredient in the gel is skin smoothing yucca, which is rich in phytoestrogens and makes skin pleasantly soft.



DIRECTIONS FOR HOME USE:

- Its strong circulation enhancing effect causes redness, it is not an allergic reaction.
- Apply it in medium thickness to areas affected by cellulite and cover with cling film. Rinse it after 20-25 minutes. It is recommended to use as a treatment course every 2-3 days for 12-15 times. Please note, that drinking sufficient water and regular exercise are also important parts of the treatment.

CUCUMBER & PARSLEY OXYGEN TREATMENT, COMPONENT 1, 250 ml

Skin type: for all skin types

Effects: hydrating, nourishing, soothing

Organic ingredients: cucumber, parsley

DIRECTIONS FOR BEAUTICIANS:

- It may be used as a hydrating and nourishing treatment or in electro-cosmetic treatments.
- Its effectiveness is improved if covered with Venus mask or Ilcsi Thermo mask. Use a cling film under the Venus mask so that the plaster does not absorb the active ingredients.
- Massage with Mini Face Lifting or Revi Face, or use it with Skin Tightening Device for nourishing and regenerating treatments. It does not contain oils, therefore you may use interference and ultra sound at the same time. Wet the gel with toner suitable to the skin type.
- For carrying out magnetic massage, apply it in a thin layer and cover with cling film.
- By mixing it with Component 2 it may be used for regenerating or brightening oxygen treatment.

CUCUMBER & PARSLEY OXYGEN TREATMENT, COMPONENT 2, 125 ml

Skin type: for tired, pale, pigmented or lentiginous skin

Effects: regenerating and brightening with oxygen

Organic ingredients: potato starch

DIRECTIONS FOR BEAUTICIANS:

- It may only be used with Cucumber & Parsley Treatment.
- Add one-third powder moistened with Sour Cherry & Blackthorn Toner to two-third gel and apply to cleansed skin immediately. Smooth Paprika Herbal Treatment on top as pressure treatment. Do not use it on and around the eyes. Place a dry cotton pad on the eyes to prevent oxygen bubbles from getting into the eyes (apply eye contour cream to make it easier to place the cotton pad). Remove the treatment after 10 minutes using a facial spatula and apply Rose Hip Serum to the skin.
- In the other phases of the treatment use Sour Cherry & Blackthorn products in case of regenerating treatment and Stonecrop products for brightening treatment.



Cucumber is not only great for salads and side dishes; it also has excellent cosmetic effects. It is rich in water and contains proteins, carbohydrates, potassium, calcium, phosphorus, magnesium, iron, iodine, vitamins and folic acid. For full effect, the treatment is supplemented with parsley containing flavonoids, essential oil, carotene, Vitamin C and E and mineral salts.

Cucumber & Parsley Treatment refreshes, hydrates and regenerates the skin. If mixed with oxygen powder, it may be used for oxygen treatment.

DIRECTIONS FOR HOME USE:

- Use it as a nourishing and hydrating facial once a week.



By mixing the two components of Cucumber & Parsley Treatment, you are able to carry out an oxygen treatment. The oxygen bubbles created have a regenerating effect, stimulate blood and lymph circulation, thus refreshing the skin and ensuring a long-lasting spectacular result. The oxygen treatment may aim at either regenerating tired, loose and badly toned skin or brightening hyper-pigmented skin.

DIRECTIONS FOR HOME USE:

- Only for salon use.
- Not to be used by children under the age of 3.

Warning: AHA peeling and oxygen treatments are not to be performed within the same day. Do not use it on scaly, irritated skin.

RICH CARROT MASK, 125 ml

Skin type: for oil and water deficient, mature or sunburnt skin, and around the eyes

Effects: regenerating, supplying vitamins, nourishing, firming and soothing out

Organic ingredients: carrot, calendula, corn germ oil, linseed, vanilla oil

DIRECTIONS FOR BEAUTICIANS:

- Use it as a nourishing treatment for oil and water deficient skin.
- You may increase its efficiency by covering it with Venus mask or Ilcsi Thermo mask. Use a cling film under the Venus mask so that the plaster does not absorb the active ingredients.
- If used for magnetic massage, apply it in a thin layer and cover with cling film.
- Its active ingredients are excellent for anti-wrinkle treatment of the whole face or the eyes.
- For firming breast treatment apply it in a medium thick layer on the whole cleavage (except for the nipples) and cover with Magnet Peel-off Mask. It is easier to remove if applied on top of wet gauze.

Carrot is one of the most important beautifying vegetables. The absorption and utilisation of carotenoids is enhanced with linseed oil, which contains all types of linoleic and linolenic acids. The many flavonoids it contains serve to build up and regenerate the skin. It is especially great in winter, when there is not only a lack of vitamins but carotenoids, flavonoids and other unsaturated lipids as well, that are useful in summer, after sunbathing or for regenerating dry skin. It is effective on cleavage, breasts, for the whole face and around the eyes when anti-wrinkle treatments are underway.



DIRECTIONS FOR HOME USE:

- Use it as weekly nourishing treatment if your skin is oil and water deficient.
- Not to be used by children under the age of 3.



GEL MASKS & TREATMENTS

Due to their high content of active herbal ingredients, Ilcsi gel masks contribute in solving skin problems in a natural way. The composite active ingredients of herbs and fruits contain vitamins, bioflavonoids, fruit sugar, trace elements, pectines and phytoestrogen. They may be used diversely according to skin types and skin problems, either as facials or for electro-cosmetic treatments.

Professional use of gel masks and treatments

- They may be used as a facial for nourishing, toning and regenerating treatments or as active ingredients under a Venus mask.
- Gel masks are great for electro-cosmetic treatments: the small amount of oil they contain are only essential oils, this is why they do not act as insulates in the electric treatment. They may be used with Mini Face Lifting, Revi Face or Skin Tightening Device for interference and ultrasound treatments or, covered with cling film, for magnetic massage.
- You can use gel masks for regenerating and relaxing massage with wet hands and switch to a moisturiser or whip moisturiser appropriate for the skin type midway.
- When carrying out electric massage, moisten the gel mask with a toner appropriate for the skin type treated.

Home use of gel masks and treatments

- Use them once a week as a facial. Apply in medium thickness, allow to dry and remove from top to downwards or wash off with a wet cotton pad or wash glove.



GRAPE STEM CELL GEL MASK, 125 ML



NEW

Skin type: for wrinkled, dehydrated skin on the surface or deep layers

Effect: refreshing, toning, skin renewal, intense hydrating, stimulates cell-renewal

Organic ingredients: grape

DIRECTIONS FOR BEAUTICIANS:

- Use it as a hydrating and regenerating treatment in itself or in an electro-cosmetic treatment.
- The gel mask does not contain oil, so it is suitable for electro-cosmetic treatments with Mini Face Lifting, Revi Face or Skin Tightening Device for interference or ultra sound treatments. During the treatment moisten the gel mask with Grape Stem Cell Toner.
- For magnetic massage, apply it in a thin layer and cover with cling film.
- When treating water deficient skin, carry out a regenerating massage with wet hands and switch to Grape Stem Cell Moisturizer at mid-time. In case of oil and water deficient skin you may enrich it with oil.

The gel mask has a high concentration of grape stem cells, so its use can dramatically reduce the depth of wrinkles or slow down their development, while increasing the skin's resistance. The grape stem cells increase the longevity of epidermal stem cells, stimulate the cell-renewal, making the skin rejuvenation and regeneration more effective.

For the sake of the effective care use the whole range of Grape Stem Cell products!



DIRECTIONS FOR HOME USE:

- Use it as a weekly hydrating, skin-renewal, anti-wrinkle treatment.

SOUR CHERRY & BLACKTHORN GEL MASK, 125 ML

Skin type: for water- and vitamin deficient skin

Effects: regenerating, hydrating, vitamin charging, strong antioxidant

Organic ingredients: sour cherry, blackthorn

DIRECTIONS FOR BEAUTICIANS:

- Use it as a hydrating and regenerating treatment in itself or in an electro-cosmetic treatment.
- The gel mask does not contain oil, so it is suitable for electro-cosmetic treatments with Mini Face Lifting, Revi Face or Skin Tightening Device for interference or ultra sound treatments. During the treatment moisten the gel mask with toner appropriate for the skin type.
- For magnetic massage, apply it in a thin layer and cover with cling film.
- When treating water deficient skin, carry out a regenerating massage with wet hands

NEW

This fragrant gel mask literally re-views the skin, as its pectines, flavonoids, fruit sugars and -acids nourish, tone, hydrate the skin and tighten the pores. The flavonoids of sour cherry are strong scavengers of free radicals, so this gel mask is ideal for the protection of the young skin, as well as for the water- and vitamin deficient skin. Blackthorn is very rich in iron, therefore this gel mask binds oxygen, improves circulation, nourishes, hydrates and regenerates the skin, while enhancing its elasticity. It improves the tone of collagen fibres and the iron enrichment of capillaries.

With regular use the skin becomes alive, glowing, healthy and silky. For the sake of the effective care use the whole range of Sour Cherry & Blackthorn products!



DIRECTIONS FOR HOME USE:

- Apply it on the cleansed skin in medium thickness then rinse it after drying. Weekly use is recommended.

APRICOT GEL MASK, 125 ML

Skin type: for oil-, water- and vitamin deficient skin

Effects: nourishing, supplying vitamins, regenerating, hydrating

Organic ingredients: apricot

DIRECTIONS FOR BEAUTICIANS:

- Use it as a nourishing, regenerating mask treatment or (because of its high oil content) together with oil soluble products.
- Place a Venus mask or Ilcsi Thermo mask on top of it in order to improve the absorption of the active ingredients.
- When treating oil and water deficient, mature skin or sunken cheeks, massage it into the skin with wet hands as a regenerating massage and switch to a rich moisturizer appropriate for the skin type at mid-time.
- Since it is rich in oil, only use it for ultrasound treatment with the Skin Tightening Device.
- Use it as an active ingredient for magnetic massage.

APPLE & LEMON GEL MASK, 125 ml



Skin type: for skin prone to acne and oily seborrhea

Effects: tightening pores, toning, softening, firming, anti-wrinkle and brightening

Organic ingredients: apple, lemon, lemon oil

DIRECTIONS FOR BEAUTICIANS:

- Because of its tightening and keratoplastic qualities it is expedient to use as the first treatment after extraction treatment (either as a gel mask or electronically).
- When treating oily seborrhea massage it into the skin with wet hands and switch to Apple & Lemon Whip Moisturizer at mid-time.
- It is excellent for all electro-cosmetic treatments: depending on the purpose of the treatment, use it with Mini Face Lifting, Revi Face or Skin Tightening Device or covered with cling film for magnetic massage. Wet with Apple & Lemon Toner for electro-cosmetic treatments.
- Use it as a supplementary product when carrying out brightening or anti-wrinkle treatment.
- Do not apply to face within the same day as an AHA-treatment.

NEW

The apricot has long been one of the most popular Hungarian fruits, there is no housewife who have not, at least once, made apricot jam. Besides its delicious taste, it is also popular for its high flavonoid and vitamin content. Its wonderful flavours, fruit sugar, fruit acids and pectines are all sources of youth, making nearly all skin type beautiful. It is an excellent choice for the non-sensitive, oil-, water- and vitamin deficient skin.



DIRECTIONS FOR HOME USE:

- Apply it once a week in a medium thick layer on cleansed skin, let it dry and rinse it. It lifts and regenerates the tired, worn-out skin, replenishes oils and vitamins.
- Not to be used by children under the age of 3.

Apple is rich in pectine, vitamins, AHA acids (malic acid, tartaric acid), mineral salts and fructose. The gel mask also contains all parts of lemon: the essential oil gained from its peel is anti-septic and tightening, lemon juice has a firming effect and citric acid has an exfoliating effect. It works wonderfully on seborrheal skin, tightens enlarged pores, and reduces acne symptoms. Its active ingredients also produce spectacular results in case of anti-wrinkle and brightening treatments.



DIRECTIONS FOR HOME USE:

- Use it as a weekly tightening, refreshing and firming mask.
- In case of severe acne and shiny skin, apply it in an extremely thin layer for the night and remove it with Mineral Cleansing Concentrate the following morning.
- Use it as a supplementary treatment for pigment spots or wrinkled skin.
- Not to be used by children under the age of 3.

ROWAN SORB GEL MASK, 125 ml

Skin type: skin lacking water in its surface or deep layers, seborrhea

Effects: powerfully hydrating, nourishing, supplying vitamins

Organic ingredients: rowan sorb

DIRECTIONS FOR BEAUTICIANS:

- Use it as a hydrating and regenerating treatment in itself or electrically.
- As it does not contain oil, it is easy and efficient to use with Mini Face Lifting, Revi Face or Skin Tightening Device for interference or ultra sound treatments. Water it with toner appropriate for the skin type treated.
- For carrying out magnetic massage, apply it as an active ingredient and cover with cling film.
- When treating water deficient skin, massage it into the skin with wet hands in a regenerating massage and switch to Rowan Sorb Whip Moisturizer at mid-time.

QUINCE GEL MASK, 125 ml

Skin type: for loose, wrinkled, swollen and large pore skin prone to oedema

Effects: tightening, nourishing, improving elasticity, hydrating, reducing, oedema

Organic ingredients: quince

DIRECTIONS FOR BEAUTICIANS:

- Use it as a hydrating and regenerating treatment in itself or electrically.
- As it does not contain oil, it is easy and efficient to use with Mini Face Lifting, Revi Face or Skin Tightening Device for interference or ultra sound treatments. Moisten it with toner during the treatment.
- Oedema around the eyes should be treated with the eye electrode of the Skin Tightening Device, or you may use the Magnetiser device. It reduces swelling and enhances elasticity.

Rowan sorb berries have a unique ability to absorb water, enabling us to produce an excellent hydrating formula. The herbal acids of this gel mask have tightening and firming effect. Its wonderful hydrating quality is due to the sorbitol it contains. It is effective for treating seborrhea but not for inflamed skin lacking water in its surface or deep layers.



DIRECTIONS FOR HOME USE:

- Use it as a weekly hydrating and nourishing treatment.
- Not to be used by children under the age of 3.

Already in ancient times, quince was dedicated to Venus, since it was thought to have a beautifying effect. Quince Gel Mask is effective for regenerating loose, large pore skin, lacking water in its surface layers as well as swollen eyes. The plant pigments, vitamins and fruit acids naturally beautify, nourish and tighten the skin. It is excellent for reducing oedema and swelling around the eyes.



DIRECTIONS FOR HOME USE:

- Use it as weekly regenerating and nourishing facial.
- Apply to puffiness around the eyes in the morning but is even more effective if applied in a thin layer for the night.
- Not to be used by children under the age of 3.

NETTLE & ALGAE TREATMENT, 125 ml

Skin type: for all skin types and skin problems

Effects: invigorating, soothing, firming, strongly regenerating, nourishing and hydrating

Organic ingredients: nettle, hot paprika, lemon oil, lemongrass oil, cinnamon oil

DIRECTIONS FOR BEAUTICIANS:

- Mix it with other gels or treatments in order to improve their effect and enhance their absorption.
- It is effective as a circulation stimulating treatment for preparing the skin for further treatments. Apply in a thin layer, let it dry and wipe it off. Be careful not to apply more than one circulation boosting product on the face within the same treatment.
- Apply it in an extremely thin layer after cleansing and carry out electric massage. It is anti-inflammatory and promotes the healing of minor scars.
- Use it for anti-cellulite and striae treatment with the Skin Tightening Device or for magnetic massage covered with cling film, or for vacuum massage with the Automatic Pulsating Cupping Device.
- Treat scars with the thorny electrode of Mini Face Lifting and then apply Nettle & Algae Treatment.
- While treating acne, inflamed hair follicles or lichen pilaris, work it into the skin electrically.

ROSE HIP GEL MASK, 125 ml



Skin type: for sensitive skin prone to oily or scaly seborrhea, rosacea, acne and inflammation

Effects: soothing, hydrating, supplying vitamins, tightening, regenerating, keratoplastic

Organic ingredients: rose hip, peppermint oil

DIRECTIONS FOR BEAUTICIANS:

- Apply it on the skin electrically following extraction treatment, and cover with Ichtyolic Herbal Treatment.
- It may be used with Mini Face Lifting, Revi Face or the Skin Tightening Device or covered with cling film for magnetic massage. Wet with Rose Hip Toner for electro-cosmetic treatments.
- When treating sensitive skin affected by rosacea, massage it into the skin with wet hands and switch to Rose Hip Whip Moisturizer at mid-time.
- You can use it as a second treatment after the AHA Fruit Pulp Treatment - Paprika Herbal Treatment or as a tightening and soothing treatment in itself.

Since nettle thrives even in the harshest conditions, heals and fertilises damaged soil, it is no wonder that cosmetic products made with it are also beneficial to the skin. This universal gel mask invigorates circulation, thus, if mixed with other gel masks or treatments, enhances the absorption of their active ingredients. It hydrates and regenerates the skin and supplies vitamins, trace elements, phytoestrogen and minerals to it. Because of its circulation and metabolism boosting and elasticity improving qualities it is especially recommended for the treatment of cellulite and striae.



DIRECTIONS FOR HOME USE:

- Use it as a circulation invigorating treatment in itself or combined with other products. As a result of its strong circulation stimulating effect, your skin will flush.
 - Use it as a treatment course for anti-cellulite and striae treatment. Apply it in a thin layer to areas affected by cellulite or to stretch marks and cover with cling film. Rinse it after 20-25 minutes. Do not forget that drinking sufficient water and exercising regularly is essential for treating cellulite.
 - You may enhance its effect by applying it, covered with cling film, when working out, running, cycling or doing other sports.
 - Apply it to scarred skin in a thin layer in the evening and wash it off using Mineral Cleansing Concentrate the following morning. It softens the skin and promotes cell renewal.
 - It is not recommended during pregnancy because of its circulation stimulating effect.
- Not to be used by those sensitive to histamine.** In case the client experiences sensitivity or nausea, give him/her water with lemon to drink and wash the treatment off immediately.

Rose Hip is one of the most important natural sources of Vitamin C, which strengthens the walls of blood vessels and improves resistance to infections. This gel mask is a relief for sensitive and/or scaly skin prone to oily or scaly seborrhea, acne, rosacea, inflammation or allergy. In addition to rose hip, it also contains honey and peppermint oil, which enhance its effect to tone, tighten pores, supply vitamins and reduce sebum production.



DIRECTIONS FOR HOME USE:

- Use it as a weekly soothing, tightening and vitamin supplying treatment for sensitive skin.
- Not to be used by children under the age of 3.

HERBAL & HONEY GEL MASK, 125 ml

Skin type: for oil and water deficient, sensitive skin prone to acne, seborrhea; epidermal injuries

Effects: soothing, keratoplastic, slightly tightening, hydrating, skin-forming

Organic ingredients: elderberry blossom, walnut leaves, horsetail, acacia blossom, lemon balm, yarrow, lavender oil

DIRECTIONS FOR BEAUTICIANS:

- Use it as a soothing treatment after extraction and to regenerate potential tiny injuries.
- Following AHA Fruit Pulp Treatment - Paprika Herbal Treatment apply Rose Hip Serum and use this gel mask as a soothing treatment.
- Its soothing and keratoplastic effects may be increased by working it into the skin electrically.

STONECROP GEL MASK, 35 ml

Skin type: for freckled, lentiginous skin or uneven skin tone, sunburn and common warts

Effects: brightening, soothing, keratoplastic, hydrating, lifting, nourishing and regenerating

Organic ingredients: stonecrop

DIRECTIONS FOR BEAUTICIANS:

- Apply to the treated area after brightening oxygen treatment.
- Use it as an active ingredient in electric massage, electro-cosmetic treatment or magnetic massage covered with cling film.
- When treating common warts, scan the cleansed and dried area with soft laser after using the thorny electrode and then perform electric massage with Mini Face Lifting, using the gel.
- In case of regenerating treatments, apply it combined with the other members of the product line.

This keratoplastic and soothing gel mask, containing herbs with anti-inflammatory and skin-forming qualities as well as honey is used for soothing sensitive skin prone to acne and flushing and for regenerating possible tiny injuries of the skin.



DIRECTIONS FOR HOME USE:

- Use it after extraction treatment for soothing and regenerating the skin.
- Not to be used by children under the age of 3.

This gel mask containing Vitamin E, stonecrop and honey has soothing, regenerating, brightening and keratoplastic qualities and also improves elasticity. It is great for lentiginous, hyper-pigmented, freckled or scarred skin, minor burns and skin damaged by excessive sunbathing or solarium and can also be used as a soothing mask after epilating or treating common warts.



DIRECTIONS FOR HOME USE:

- Apply in a thin layer to freckled or lentiginous skin and let it absorb into the skin. If used regularly, it produces a spectacular and long-lasting result.
- It is recommended daily for hyper-pigmented skin in summer or sunny periods. In addition to its brightening effect, it also regenerates and hydrates the skin.
- It is a relief for minor burns caused by the sun, solarium, scalding or fire and alleviates pain. As a result of its cooling, hydrating and keratoplastic effect, the skin will calm down sooner and it will not become lentiginous after the burn.

FIBROUS STONECROP TREATMENT, 125 ml

Skin type: for freckled or uneven skin tone, sunburn and common warts

Effects: brightening, regenerating, soothing, hydrating, lifting and nourishing

Organic ingredients: stoncrop

DIRECTIONS FOR BEAUTICIANS:

- Use it in itself in the course of regenerating and brightening treatments, or work it into the skin electrically.
- It is excellent as a regenerating treatment for sunburnt skin.
- If used for pigment spots, wounds and scars, apply it with the Skin Tightening Device.
- If used for magnetic massage, apply it in a thin layer and cover with cling film.
- When performing regenerating treatment, massage it into the skin with wet hands and switch to Stoncrop Whip Moisturizer at mid-time. If needed, you may enrich the gel with oil.
- Apply it as a soothing mask treatment following the brightening oxygen treatment.
- When treating common warts, scan the cleansed and dried area with soft laser, and then carry out electric massage using Fibrous Stoncrop Treatment.

ROSE PETAL GEL MASK, 125 ml



Skin type: for large pore, water deficient skin

Effects: toning, regenerating, silkening, nourishing, hydrating, firming, slightly tightening, smoothing out

Organic ingredients: rose petal, rose oil

DIRECTIONS FOR BEAUTICIANS:

- Use it as a hydrating and regenerating treatment in itself or electrically.
- When treating water deficient, large pore skin, massage it into the skin with wet hands and switch to Rose Petal Whip Moisturizer at mid-time.
- It is easy and efficient to use with Mini Face Lifting, Revi Face or Skin Tightening Device for interference or ultra sound treatments. Moisten it with Rose Petal Toner.
- For magnetic massage, apply it in a thin layer and cover with cling film.
- Apply it as a second facial following the AHA Fruit Pulp Treatment - Paprika Herbal Treatment.
- For treating slightly wrinkled, water deficient skin around eyes, use it with the eye electrode of the Skin Tightening Device. It smoothes out and hydrates the fine, sensitive skin around the eyes.

This stoncrop gel brightens, strengthens and protects the skin, therefore it is ideal mainly for treating lentigines, age spots and common warts, and it also soothes, regenerates, lifts and hydrates worn-out skin. Due to its active ingredients, it is beneficial to skin damaged by excessive sunbathing or solarium usage.



DIRECTIONS FOR HOME USE:

- Use it on face and body as a nourishing, hydrating and regenerating treatment.
- Apply it in a thin layer to hyper-pigmented skin for night once a week and wash it off with Mineral Cleansing Concentrate the following morning.
- Apply it to skin damaged by sunbathing or solarium, allow to dry and rinse it. It has a cooling, hydrating and keratoplastic effect, therefore the skin calms down sooner and will not become lentiginous after the sunburn.

Rose, rich in pectines, has unique water absorption properties. As a result of its molecular structure, rose petals are able to retain a significant amount of water and supply moisture in the form of hydrocolloid evenly. The hydrating, toning, regenerating, nourishing, firming, smoothing and slightly tightening gel mask is a beautifier of dry feeling, water deficient and large pore skin.



DIRECTIONS FOR HOME USE:

- Once a week apply it on your face in a thin layer and let it stay on overnight. By the next morning your skin will have regained its natural firmness and will be resilient and silky.
- Use it as a weekly hydrating treatment. Apply it in a medium thick layer, let it dry and wash it off.
- Not to be used by children under the age of 3.

ROSE PETAL BODY WRAP, 250 ml



Skin type: loose, stretched, water deficient and dry feeling skin

Effects: hydrating, silkening, toning, nourishing, firming, smoothing out

Organic ingredients: rose petal, rose oil, grape seed oil

DIRECTIONS FOR BEAUTICIANS:

- Apply it in a medium thick layer on cleansed skin and massage it into problem areas with wet hands (with water or Rose Petal Toner).
- Its effect is enhanced by electro-cosmetic treatment. Massage with Mini Face Lifting or Revi Face on the loose areas or use the Skin Tightening Device. Interference works the muscles, while ultra sound enhances the absorption of active ingredients. Use the body electrode to be able to work fast and efficiently.
- In case of very loose, floppy skin, carry out vacuum massage with the Automatic Pulsating Cupping Device. Apply it in a thin layer and perform lymphatic massage in the problem areas in the direction of the lymphatic flow. The massage stimulates metabolism and blood circulation and it reduces the stagnation of lymph. Following the treatment finish the massage with Rose Petal Body Lotion.
- You may also use it for wrapping or magnetic massage.


The scent of roses fills you up with positive energy, reduces the threat of becoming overstressed, calms your nerves, stimulates the functioning of the brain and encourages love. Women who use rose oil not only exert an influence on others but feel more liberated, more beautiful and more desirable.

The aromatherapeutic effect of rose tranquilises and relaxes both the body and mind. The fragrant body wrap prepared from the red roses grown organically on Ilcsi's own plantation recharges, hydrates, revitalises, tones and silken the loose, stretched and dry feeling skin. As a result of the outstanding water retention qualities of rose, loose skin regains its elasticity and firmness. It makes the skin smooth, velvety and fragrant.



DIRECTIONS FOR HOME USE:

- Apply it to skin loose, stretched or floppy as a result of dieting or pregnancy. Cover with cling film and rinse it after 20-25 minutes.
- In case of cellulite and striae treatment, apply it after the circulation boosting treatment. It has a soothing and hydrating effect.
- Not to be used by children under the age of 3.



PUMPKIN & ORANGE GEL MASK, 125 ml

Skin type: skin deficient in water, oil and vitamins; loose, saggy and pale skin

Effects: regenerating, lifting, tightening, nourishing, replenishing vitamins, hydrating

Organic ingredients: pumpkin, orange, castor oil, orange oil

DIRECTIONS FOR BEAUTICIANS:

- Use it as a nourishing, regenerating mask treatment or (because of its high oil content) together with oil soluble products.
- Place a Venus mask or Ilcsi Thermo mask on top of it in order to improve the absorption of the active ingredients.
- When treating water and oil deficient, mature, loose and pale skin, massage it into the skin with wet hands as a regenerating massage and switch to a rich moisturizer appropriate for the skin type at mid-time.
- Since it is rich in oil, only use it for ultrasound treatment with the Skin Tightening Device.
- For magnetic massage, apply it as an active ingredient and cover with cling film.

This gel mask, containing orange, pumpkin and honey, regenerates and supplies vitamins to the non-sensitive, pale, oil and water deficient skin. It has an excellent lifting, tightening and hydrating effect.



DIRECTIONS FOR HOME USE:

- Apply it once a week to nourish and regenerate pale and worn-out skin and to replenish oil and vitamins.
- Use it as a body wrap for skin damaged by sunbathing or solarium, as it makes your skin fresh and soft to the touch.
- Not to be used by children under the age of 3.



PEEL-OFF MASKS

lcsi peel-off masks are exceptionally rich in herbal and mineral active ingredients, which act on both the surface and deeper layers of the skin. They are easy, fast and effective to use and they ensure smoothing out minor blemishes and unevenness of the skin.

Professional use of peel-off masks

- Use them as a treatment for face, neck and cleavage.
- It takes them about 15-20 minutes to dry. Before applying them, wipe the skin with Paprika Massage Cream for easier removal and that the cream can exert its mild circulation boosting and regenerating effect. If you have already applied a circulation booster, then apply an extremely thin layer of Linseed Massage Cream or an oil suitable for the skin type under the peel-off mask. Place a gauze mask on the peel-off mask, and always remove from top to downwards.
- When using them as eye masks, apply an extremely thin layer of $\alpha\beta\gamma\delta$ oil under them.

Home use of peel-off masks

- Their home usage is identical to professional use. They are recommended to be used once a week.



ALOE PEEL-OFF MASK, 125 ml

Skin type: for water and oil deficient, wrinkled skin, skin damaged by sunbathing or solarium

Effects: nourishing, regenerating, supplying vitamins, soothing, hydrating, smoothing out

Organic ingredients: aloe arborescens, yarrow, castor oil, corn germ oil, rosemary oil

DIRECTIONS FOR BEAUTICIANS:

- Use it as nourishing and regenerating treatment on face, cleavage and breasts.
- Before using it, apply an oil suitable for the skin type or circulation boosting massage cream, which makes it easier to remove after drying. After letting it dry for 15-20 minutes, always remove it from top to down. It is easier to remove if you place a gauze mask or gauze sheet on top of it.
- Before using it as eye contour mask, apply a filmy layer of $\alpha\beta\gamma\delta$ oil. It nourishes, soothes and smoothes out the sensitive skin around the eyes.

ICHTHYOLIC PEEL-OFF MASK, 125 ml

Skin type: for sensitive, skin prone to acne, seborrhea, inflammation and rosacea

Effects: soothing, anti-inflammatory, tightening, vasoconstrictor

Organic ingredients: elderberry blossom, walnut leaves, horsetail, acacia blossom, lemon balm, yarrow, castor oil, corn germ oil, clove oil

DIRECTIONS FOR BEAUTICIANS:

- Use it as a tightening and soothing mask on face and cleavage in the final phase of treatment.
- Before using it, apply Paprika Massage Cream in a very thin layer or, if you have already used a circulation boosting product, Linseed Massage Cream or an oil suitable for the skin type treated. Thus it will be easier to remove after drying and the slight circulation boosting and regenerating effects of the products will also be exerted. After letting it dry for 15-20 minutes, always remove it from top to down. It is easier to remove if you place a gauze mask or gauze sheet on top of it.

This nourishing aloe mask is especially effective for soothing and supplying vitamins to skin damaged by sunbathing or solarium or dry, wrinkled or irritated and itching skin. Aloe was used as early as in the Biblical times effectively for healing various skin disorders and diseases. This desert plant is extremely rich in vitamins and trace elements, and its renowned water absorption quality enables to hydrate the deep and surface layers of the skin. Its protein degrading enzymes dissolve damaged and aged surface cells, thus its cell building and regenerating effect is also exerted in the deeper layers of the skin.



DIRECTIONS FOR HOME USE:

- Use it once a week as a nourishing treatment following exfoliation in periods between salon treatments. It smoothes out minor wrinkles, nourishes, regenerates and supplies vitamins to the skin.

This soothing, anti-inflammatory and tightening mask is excellent after extraction treatment and also produces spectacular results on young, pimply, sensitive skin. Ichthyolic Peel-off Mask carries all the 10 skin beautifying properties of ichtyol: it is keratoplastic, vasoconstrictor, drying, anti-septic, alleviating pain and itching, keratolytic and fights seborrhoea and rosacea. Its herbs and valuable oils supply vitamins to the skin and exert a nourishing, regenerating effect.



DIRECTIONS FOR HOME USE:

- Use it as a weekly pore tightening and soothing mask in periods between extraction treatments.
- Not to be used by children under the age of 3.

SULPHURIC PEEL-OFF MASK, 125 ml

Skin type: inflamed, skin prone to acne, seborrhea and rosacea

Effects: soothing, anti-inflammatory, tightening, keratoplastic

Organic ingredients: calendula, castor oil, corn germ oil, eucalyptus oil

DIRECTIONS FOR BEAUTICIANS:

- Use it as a tightening, soothing facial on face and cleavage in the last phase of the treatment.
- Before using it, apply Paprika Massage Cream in a very thin layer or, if you have already used a circulation boosting product, Linseed Massage Cream or an oil suitable for the skin type treated. Thus it will be easier to remove after drying and the slight circulation boosting and regenerating effects of the products will also be exerted. After letting it dry for 15-20 minutes, always remove it from top to down. It is easier to remove if you place a gauze mask or gauze sheet on top of it. It tightens the pores and soothes the skin.

FACE & BODY MAGNET PEEL-OFF MASK, 250 ml

Skin type: for all skin types

Effects: revitalising, enhancing circulation, regenerating, relaxing skin muscles, energising

Organic ingredients: elderberry blossom, walnut leaves, horsetail, acacia blossom, lemon balm, yarrow, lavender oil, castor oil

DIRECTIONS FOR BEAUTICIANS:

- Use it as a nourishing and firming treatment for wrinkled face, cleavage and breast.
- Before using it, apply an oil suitable for the skin type or circulation boosting massage cream, which makes it easier to remove after drying. After letting it dry for 15-20 minutes, always remove it from top to down. It is easier to remove if you place a gauze mask or gauze sheet on top of it.
- Before using it as eye contour mask, apply a filmy layer of αβγδ oil.
- Apply it on areas of the body affected by cellulite.
- In case of treating breasts, apply it on top of Rich Carrot Mask (do not use it on nipples). Apply the Rich Carrot Mask on top of a wet gauze sheet for easier removal.

The slightly alkaline mask softens hardened, keratinised pores and its carotenoids promote the regeneration of the skin. Its sulphur is essential for the formation of the healthy epidermal layer, while the eucalyptus oil ensures cleansing and soothing aromatic functions. It is ideal for tightening treatment due to its mild drying, anti-inflammatory, antiseptic and keratoplastic effects.



DIRECTIONS FOR HOME USE:

- Use it once a week for its anti-inflammatory and keratoplastic effects in periods between extraction treatments.



As a result of magnetic treatment, blood circulation of the skin enhances, metabolism is stimulated, cell renewal is improved, the energy level of cells is increased and oxygen supply is boosted. It is because the red blood cells containing iron become more active due to the effect of the magnet and will supply more oxygen, which improves the renewal of collagen fibres. It may be used on wrinkled, mature skin on the face or areas affected by cellulite on the body as well as on tired, swollen legs, bent, sore shoulders and waist.

DIRECTIONS FOR HOME USE:

- Use it as a weekly nourishing treatment after exfoliation in periods between salon treatments. It revitalises the skin, improves circulation and smoothes out minor wrinkles.
- Not to be used by children under the age of 3.



SERUMS
OILS

SERUMS

Beauty depends more on proportions than on quantity, since the skin will not be more beautiful simply by applying as much cream as possible. Sometimes less is more. A tiny amount of Ilcsi serums contain the power of nature. Due to their texture, the active ingredients of Ilcsi serums get absorbed easily, are used by the skin for rebuilding itself and enter the deep layers of the skin. They have a high concentration of organic ingredients therefore even a small amount of them is effective. As they contain no or little essential oil, they are great for seborrheal skin or as skin care products of hot, sunny days.

PROFESSIONAL USE OF SERUMS

- They may be used for electric massage with wet hands or wet with a toner. Switch to a moisturiser or whip moisturiser appropriate to the skin type at mid-time.
- They may be used with Mini Face Lifting, Revi Face or Skin Tightening Device for interference and ultrasound treatments or, covered with cling film, for magnetic massage.
- They are suitable for regenerating massage, watered with a toner appropriate for the skin type to be treated. Switch to a moisturiser or whip moisturiser appropriate to the skin type halfway and continue massaging with wet hands.
- Use them after or instead of a moisturiser at the end of the treatment.
 - For special use see product description.

HOME USE OF SERUMS

- Apply in a thin layer in the morning and evening under a day cream and a night cream.
 - In case of oily skin you can use it instead of a moisturiser twice a day.
 - They are recommended instead of moisturisers in summer or hot weather, as they enable the skin to perspire more easily.



GRAPE STEM CELL SERUM, 35 ML



Skin type: for wrinkled, dehydrated skin on the surface or deep layers

Effect: intense hydrating, skin-renewal, antioxidant, regenerating

Organic ingredients: grape

DIRECTIONS FOR BEAUTICIANS:

- Excellent active ingredient for electro-cosmetic treatments. Use it for electric massage or depending on the purpose of the treatment with Revi Face or Skin Tightening Device.
- Use it as active ingredient for magnetic massage covered with cling film.
- Apply it before or instead of a moisturizer at the end of the treatment.

ALOE & GINKGO SERUM, 25 ml



Skin type: for mature skin prone to rosacea

Effects: antioxidant, regenerating, nourishing, promoting collagen, firming, keratoplastic, lifting

Organic ingredients: aloe arborescens, ginkgo, castor oil

DIRECTIONS FOR BEAUTICIANS:

- It is suitable for regenerating massage, watered with a toner appropriate for the skin type treated. In case of oil and water deficient skin, enrich with oil and switch to a moisturizer or rich moisturizer appropriate for the skin type at mid-time and continue massaging dipping hand in toner during the massage.
- You can increase its efficiency by covering with Venus mask or Thermo Mask. Cover the serum with cling film under the Venus mask so that the plaster does not absorb the active ingredients.
- It produces impressive results if used for lifting massage or magnetic massage.
- It is excellent for healing wounds after extraction treatment if worked into the skin electronically.
- Use it for electric massage or with Skin Tightening Device for anti-wrinkle interference and ultrasound treatments.
- Use it for enriching treatments and moisturizers.
- Apply before or instead of a moisturizer at the end of the treatment.

NEW

Thanks to its active ingredients and light texture this serum can reach even the deepest layers of the skin, so that is where the grape stem cells can deliver their skin-renewal and cell-protecting effects. The combined antioxidant effect of the grape and the grape stem cells make the skin silky and supple. The active ingredients of the serum allow the skin to maintain its moisture, even if the skin is dehydrated in its deeper layers. Its regular use helps to prevent premature aging of the skin, improve its condition and resistance.

For the sake of the effective care use the whole range of Grape Stem Cell products!



DIRECTIONS FOR HOME USE:

- Apply it in a thin layer on your face, neck and cleavage in the morning and evening. In case of oil deficient skin use it under the Grape Stem Cell Moisturiser or the Rich Grape Stem Cell Moisturiser or the day and night cream suited to your skin.
- Use it instead of a moisturizer in summer or if you have oily seborrheal skin.

Ginkgo and aloe are among the most popular regenerating plants these days. This serum merges all beautifying effects of the two plants. It is a regenerating, hydrating, nourishing, soothing and lifting product and thus effective for a wide range of skin problems. It aids the regeneration of collagen fibres, enhances elasticity, is a powerful scavenger of free radicals and supplies flavonoids and vitamins to the skin. A small amount is able to produce spectacular results in regenerating mature skin prone to rosacea.



DIRECTIONS FOR HOME USE:

- Apply to the face and around the eyes in a thin layer in the morning and evening under the day cream and night cream suitable for your skin.
- You can use it instead of a moisturizer in summer or in case of oily skin.
- It firms the tired and wrinkled skin around the eyes.
- Excellent for alleviating itching.

SKIN POWER SERUM, 25 ml



Skin type: for all skin types

Effects: lifting, supplying oestrogen, hydrating, regenerating, toning

Organic ingredients: linseed

DIRECTIONS FOR BEAUTICIANS:

- Use it for electric massage or with Skin Tightening Device for the face and around the eyes.
- It is suitable for regenerating massage, moistened with a toner appropriate for the skin type to be treated.
- It is excellent for lifting massage and magnetic massage.
- Apply as a nourishing mask treatment covered with cling film under a Venus mask or Thermo Mask.
- Use it for enriching treatments and moisturizers.
- Wipe on the skin to help firming before applying moisturizer.

BRIGHTENING SERUM, 35 ml

Skin type: for lentiginous, freckled skin and age spots

Effects: brightening, controlling melanin production, supplying vitamins, regenerating

Organic ingredients: horseradish, bear-berry, stonecrop, lemon, parsley, ampelopsis, nasturtium, lemon balm oil

DIRECTIONS FOR BEAUTICIANS:

- It may be used in itself or electronically to treat hyper-pigmented skin.
- Apply AHA Fruit Pulp Treatment - Paprika Herbal Treatment to prepare for the treatment. Or if there is not enough time, use Sea Sand & Willow Peeling for abrasion.
- Apply it after brightening oxygen treatment.
- Combine with Brightening Cream in brightening treatments and always finish the treatment with Stonecrop Whip Moisturizer.
- Since sun protection is also to be provided for hyper-pigmented skin, use Ilcsi Tomato sun care product group.

Due to its high phytoestrogen, mucus and vitamin F content, it is effective for nourishing the skin, firming the epidermis and the stratum corneum, increasing their turgor pressure. It enables to hydrate and firm loose, oily skin, for which all kinds of creams are unpleasant. It is recommended for all skin types in order to strengthen the skin and make it silky.



DIRECTIONS FOR HOME USE:

- Apply on the face and around the eyes in a thin layer in the morning and evening under the day cream and night cream suitable for your skin.
- In case of oily skin you can use it instead of a moisturizer.
- Not to be used by children under the age of 3.

Skin problems caused by uneven pigmentation are common not only in sunny seasons but also during pregnancy and breast feeding and in case of mature skin. This product is an excellent choice for counteracting hyper-pigmentation. The bearberry content of Brightening Serum controls the production of melanin, preventing the appearance of further spots. The other plants contained in the serum – horseradish, parsley, lemon and stonecrop – have a brightening effect. By enhancing one another's effect, they reduce both types of hyper-pigmentation: age spots and sun spots. The mixture of the various plants regenerates and supplies vitamins to the skin. The serum is able to exert its effect more efficiently if the skin is pre-prepared with Sea Sand & Willow Peeling and is combined with the Stonecrop product line or Brightening Cream. It is an important supplement to brightening oxygen treatment. Regular usage will produce a long-lasting effect.



DIRECTIONS FOR HOME USE:

- Apply it to freckled, lentiginous skin in a thin layer in the evening and allow to absorb. You can only achieve impressive and long-lasting result by using it regularly.
- It is recommended for everyday usage for hyper-pigmented skin in summer or sunny periods. In addition to its brightening effect, it regenerates and supplies vitamins to the skin
- Its effect may be enhanced if Stonecrop Whip Moisturizer is applied on top of it as sun protection.
- Not to be used by children under the age of 3.

PHYTOESTROGEN SERUM, 35 ml



Skin type: for mature, loose skin lacking elasticity

Effects: rejuvenating, lifting, firming

Organic ingredients: linseed, hop, red clover, yucca, hot paprika, lavender oil

DIRECTIONS FOR BEAUTICIANS:

- Use it when carrying out regenerating treatment.
- Use it for electric massage or with Skin Tightening Device for interference and ultrasound treatments. It makes the skin look younger.
- Apply before or instead of a moisturizer at the end of the treatment.

FLAVONOID EXTRA SERUM, 35 ml

Skin type: for stressed, tired and pale skin

Effects: antioxidant, promoting collagen, regenerating, lifting

Organic ingredients: black currant, elder-berry, melon, grape, alga

DIRECTIONS FOR BEAUTICIANS:

- Use it when carrying out regenerating treatment.
- It is excellent for electro-cosmetic treatments. Use it for electric massage or with Mini Face Lifting, Revi Face or Skin Tightening Device depending on the purpose of the treatment.
- Use it for magnetic massage covered with cling film.
- Apply before or instead of a moisturizer at the end of the treatment.

This serum, exceptionally rich in plant oestrogen, reduces the skin deteriorating effect of androgens, slows down ageing and firms the skin. It is primarily recommended for mature, loose and sagging skin as well as scaly seborrhea. Combine it with the other members of the Phytoestrogen product group (gel mask, moisturizer, rich moisturizer).



DIRECTIONS FOR HOME USE:

- Apply in a thin layer in the morning and evening under the day cream and night cream suitable for your skin. If you have oil deficient skin, apply Rich Phytoestrogen Moisturizer on top of it.
- You can use it instead of a moisturizer in summer.

Plants rich in flavonoids have a powerful antioxidant effect, they improve the permeability of capillaries, boost circulation and help to supply the skin with vitamins, nutrients and oxygen. They promote collagen production and enhance the resistance of the skin. The serum regenerates tired, pale and stressed skin leaving it revitalised, relaxed and fresh.



DIRECTIONS FOR HOME USE:

- Apply in a thin layer in the morning and evening under the day cream and night cream suitable for your skin. If you have oil deficient skin, apply Flavonoid Extra Cream on top of it.
- You can use it instead of a moisturizer in summer.

HERBAL SPOT SERUM, 35 ml

Skin type: for skin prone to acne, pustules, seborrhea and inflammation

Effects: anti-inflammatory, soothing, astringent

Organic ingredients: aniseed, sweet fennel seed, horsetail, walnut leaves, aniseed oil

DIRECTIONS FOR BEAUTICIANS:

- When treating inflamed skin affected by acne, use it after AHA Fruit Pulp Treatment - Paprika Herbal Treatment electronically.
- Use it for electric massage, or – combined with a gel mask appropriate for skin conditions – with Mini Face Lifting, Revi Face or Skin Tightening Device for interference and ultrasound treatments.
- Apply before or instead of a moisturizer at the end of the treatment.

By using this serum it is possible to reduce skin conditions with acne, pustules and irritation to a simple cosmetic problem. Depending on the severity of the cosmetic problem, treatment with the serum is to start 10-15 days before the scheduled extraction treatment. After using it for one or two weeks, pustules subside to a great extent, inflammation is alleviated and the treated area will soothe.



DIRECTIONS FOR HOME USE:

- Apply in the morning and evening after using Mineral Cleansing Concentrate and prior to your day or night cream or in case of oily seborrhea instead of a moisturizer.
- Depending on the condition of the skin, everyday use is recommended. As soon as there is improvement, switch to Rose Hip Serum for daytime use but continue to use Herbal Spot Serum for the night.

SULPHURIC SERUM, 35 ml

Skin type: for inflamed skin affected by acne and seborrhea

Effects: anti-inflammatory, soothing, keratoplastic

Organic ingredients: lemon oil, lemongrass oil, peppermint oil

DIRECTIONS FOR BEAUTICIANS:

- Use it electronically after the extraction treatment of inflamed skin affected by acne and following AHA Fruit Pulp Treatment - Paprika Herbal Treatment.
- Also use it after AHA Fruit Pulp Treatment - Paprika Herbal Treatment when treating the back.
- Use it for electric massage, or - combined with a gel mask appropriate for skin conditions - with Mini Face Lifting, Revi Face or Skin Tightening Device for interference and ultrasound treatments.
- When working into the skin electronically, it is suitable for treating acne scars, inflamed hair follicles, lip sores or lichen pilaris.
- Apply before or instead of a moisturizer at the end of the treatment.

This serum, made with thermal water rich in sulphur and lime, has a keratoplastic effect and enhances the resistance of the skin. It is suitable for acne scars on the face and the back. Since it has a mild drying effect, it should be combined with a moisturizer appropriate for the skin type, when treating scaly seborrhea. It is highly effective for lichen pilaris, inflamed hair follicles, after waxing or shaving and also for skin problems caused by summer heat. Its effects can be increased by combining with the other members of the Sulphuric product line.



DIRECTIONS FOR HOME USE:

- Apply in a thin layer in the morning and evening after using Mineral Cleansing Concentrate and prior to Sulphuric Cream.
- When treating inflamed hair follicles, lip-sore, lichen pilaris or acne on the back, use it until the problem disappears.
- Apply to parts affected by acne after shaving.

MATTIFYING CONCEALER SERUM, 35 ml

Skin type: for skin prone to acne, seborrhea and rosacea

Effects: soothing, hydrating and slightly concealing

Organic ingredients: rose hip, aloe arborescens, lavender oil, clove oil

DIRECTIONS FOR BEAUTICIANS:

- Apply in an extremely thin layer after a moisturizer at the end of extraction treatment. Combine with Ichthyolic Concealer for more conspicuous blemishes.
- Mix with a few drops of Yarrow Oil to apply to an area affected by inflamed hair follicles.

It is recommended for everyday use to clients with skin affected by acne, seborrhea and rosacea. Apply in a thin layer on top of your moisturizer for the day and directly on acnes for the night. In addition to concealing minor blemishes and the tiny wounds resulting from extraction, this soothing, powdery serum hydrates and alleviates inflammation.



DIRECTIONS FOR HOME USE:

- Apply in a thin layer on top of your moisturizer.
- Use it on top of Sulphuric Serum to treat inflamed hair follicles.
- Not to be used by children under the age of 3.

SOOTHING SERUM, 35 ml

Skin type: for sunburnt, peeling, itchy skin or after waxing

Effects: soothing, anti-inflammatory, regenerating, epithelising, itching alleviating

Organic ingredients: aloe arborescens, lavender, eucalyptus, eucalyptus oil, stonecrop, rose oil, plantain

DIRECTIONS FOR BEAUTICIANS:

- Apply for skin irritated by solarium, sunburn or insect bite in combination with Stonecrop gel mask and stonecrop Whip moisturizer
- After solarium if necessary

In addition to its soothing, anti-inflammatory and regenerating effects this serum has a property of alleviating itching so it is recommended for treating irritated skin after sunburn or solarium use, or inflammation developed due to an insect bite. Using this serum the inflammation will be reduced and the irritated skin will calm down. It can be used for all skin types, if the skin needs repeatedly during the day. It is recommended also for alleviating minor burns suffered at home.



DIRECTIONS FOR HOME USE:

- Apply for treating skin irritation developing due to solarium or sunbathing, combined with Stonecrop Whip moisturizer, repeatedly if needed during the day.
- For alleviating both insect bites and minor burns suffered at home, and the unpleasant sensation.

ANTI-WRINKLE SERUM, 35 ml



Skin type: for all skin types; for wrinkled skin

Effects: anti-wrinkle, firming, revitalising, toning, regenerating

Organic ingredients: aloe arborescens, wild pansy, grape woodbine leaves, common purslane, St John's Wort, corn germ oil, calendula, soy lecithin, lavender oil

DIRECTIONS FOR BEAUTICIANS:

- In case of a very wrinkled skin, perform electric massage with the serum and then continue with an eye contour cream.
- Use it as a mask treatment for wrinkled areas. Its effect may be increased by applying Aloe Peel-off Mask on top of it.
- It is excellent for lifting treatments, mixed with Aloe & Ginkgo Serum, Sour Cherry & Blackthorn Gel Mask or Phytoestrogen Mask.
- In the course of regenerating treatments, apply it after rinsing the nourishing facial, before using a moisturizer.

ROSE HIP SERUM, 35 ml



Skin type: for sensitive skin prone to rosacea, seborrhea and allergy

Effects: soothing, tightening pores, hydrating, vasoconstrictor

Organic ingredients: rose hip, peppermint oil

DIRECTIONS FOR BEAUTICIANS:

- Use it after extraction treatment electronically.
- Use it in itself or combined with a gel mask appropriate for skin conditions along with Mini Face Lifting, Revi Face or Skin Tightening Device for interference and ultrasound treatments or with cling film for magnetic massage.
- Apply either for electric massage, moistened with a toner, or using wet hands and switch to Rose Hip Whip Moisturizer at mid-time.
- Apply before or instead of a moisturizer at the end of the treatment.
- It soothes the skin after waxing.
- Always use Rose Hip Serum after oxygen treatment or AHA Fruit Pulp Treatment - Paprika Herbal Treatment.

It is a firming, anti-wrinkle, toning and regenerating serum ideal for all types of mature skin. It produces impressive results with anti-wrinkle electro-cosmetic treatments. Due to its texture, it absorbs easily into the deep layers of the skin.

DIRECTIONS FOR HOME USE:

- Apply in a thin layer in the morning and in a thicker layer in the evening under your day cream and night cream.
- Use it once a week under Aloe Peel-off Mask.



This easily absorbable serum is developed for those having a sensitive skin prone to rosacea and allergy. Its main component is rose hip, which is rich in vitamin C, strengthens the connective tissue and the walls of blood vessels and is anti-inflammatory. It offers a solution for skin affected by rosacea. Due to its active ingredients and light texture, it is guaranteed to normalise, soothe and hydrate the skin, since its active ingredients get through to the deep layers of skin.

DIRECTIONS FOR HOME USE:

- Apply in the morning and evening before Rose Hip Whip Moisturizer or the day cream and night cream suited to your skin.
- Use it twice a day instead of a moisturizer in summer or if you have oily seborrheal skin.
- Not to be used by children under the age of 3.



OILS

Herbal oils are rich in Vitamin E and F and therefore they not only protect and regenerate the skin but also replenish lipids and reduce inflammation. They may be used for enriching massage creams, treatments, whip moisturisers and moisturisers as well as for ultrasound or magnetic treatments suitable for the skin condition.

Professional use of oils

- Use them for enriching massage creams, moisturisers and treatments especially in winter, when you feel your skin is a bit drier.
- They may be used as active ingredients for magnetic massage, covered with cling film.
- Use them with Skin Tightening Device (only for ultrasound), combined with a suitable moisturiser or whip moisturiser.

Professional use of oils

- They may be used for enriching other skin care products and for solving special skin problems by their everyday or treatment course-like usage.



αβγδ OIL, 25 ml



Skin type: for sensitive skin prone to rosacea, for scaly, tight feeling or chapped skin

Effects: nourishing, antioxidant, supplying vitamins and oils, regenerating

Organic ingredients: evening primrose oil, grape seed oil, marjoram oil

DIRECTIONS FOR BEAUTICIANS:

- Use it for enriching massage creams, moisturizers and treatments.
- Use it for ultrasound treatment with Skin Tightening Device for treating striae, cellulite and wrinkles.
- Mix it with the appropriate serum, gel mask or cream for magnetic massage.
- When offering hand treatment, massage it into the nail beds.
- Use it as a wet pack for scalp treatment. It also regenerates fragile hair ends.
- Apply in an extremely thin layer under Face & Body Magnet Peel-off Mask so that you can remove the mask more easily and the oil can exert its beneficial effects.

Unfortunately, chemical pollution and the lack of physical exercise common these days increase the formation of free radicals. The active ingredients of the oil are the best antioxidants and scavengers of free radicals both separately and together. This wonderful oil nourishes the skin, beautifies nails if massaged into nail beds, regenerates fragile hair ends and may be used for enriching moisturizers and creams. It is suitable for treating striae, cellulite or wrinkles. It helps to maintain a youthful look, enhances the resistance of the skin and has anti-wrinkle and nourishing effects.



DIRECTIONS FOR HOME USE:

- You can use it for enriching products suitable for your skin type.
- Add a few drops into your after-sun product.
- It beautifies nails if massaged into nail-beds.
- It may also be used for treating fragile hair ends.

YARROW OIL, 25 ml



Skin type: for sensitive skin prone to rosacea, oil deficient

Effects: soothing, regenerating, nourishing, antioxidant, keratoplastic, supplying oils, astringent

Organic ingredients: yarrow, corn germ oil, pine oil

DIRECTIONS FOR BEAUTICIANS:

- Use it for enriching massage creams, moisturizers and treatments.
- When performing ultrasound treatment with Skin Tightening Device, combine it with a suitable moisturizer or whip moisturizer.
- It has a soothing effect if used after waxing.
- Apply in an extremely thin layer under peel-off masks so that you can remove the mask more easily and the oil can exert its beneficial effects.

ST JOHN'S WORT OIL, 25 ml



Skin type: for oil and water deficient skin, striae

Effects: antioxidant, regenerating, soothing, healing wounds

Organic ingredients: St John's Wort, corn germ oil, jasmine oil

DIRECTIONS FOR BEAUTICIANS:

- Use it for enriching massage creams, moisturizers and treatments.
- When performing ultrasound treatment with Skin Tightening Device, combine it with a suitable moisturizer or whip moisturizer.
- Apply in a thin layer and cover with cling film for magnetic massage.
- Apply in an extremely thin layer under peel-off masks so that you can remove the mask more easily and the oil can exert its beneficial effects.

Especially in spring mixing a few drops into almost all creams is recommended, depending on the oil deficiency of the skin. It contains the soothing and keratoplastic active ingredients of yarrow dissolved in corn germ oil and it beautifies the skin by nourishing, scavenging free radicals, lifting and tightening pores.



DIRECTIONS FOR HOME USE:

- You can use it for enriching products suitable for your skin type.
- After waxing, apply it in a thin layer for its soothing effect.

It contains the regenerating active ingredients of St John's Wort dissolved in the corn germ oil. It is used for treating oil and water deficient skin, maintaining the elasticity of skin expanding during pregnancy and preventing or treating stretch marks. It is beneficial for wounds, burns and frostbites as it supplies oils, regenerates and is a powerful antioxidant. Massaged into nail-beds, it regenerates and beautifies nails.

Warning: causes photosensitivity!

DIRECTIONS FOR HOME USE:

- It is recommended for pregnant women for massaging their belly to prevent or treat stretch marks.
- You can use it for enriching products suitable for your skin type.
- Combine with Nettle & Algae Treatment for massaging rheumatic parts.



CALENDULA OIL, 25 ml



Skin type: for oil deficient skin

Effects: nourishing, antioxidant, supplying vitamins and oils, regenerating

Organic ingredients: calendula, corn germ oil, orange oil

DIRECTIONS FOR BEAUTICIANS:

- Use it for enriching massage creams, moisturizers and treatments especially in winter, when you feel your skin is a bit drier.
- Use it for stria, cellulite and anti-wrinkle treatment with Magnetiser or Skin Tightening Device (only with ultrasound), combined with the appropriate products.
- Apply in an extremely thin layer under peel-off masks so that you can remove the mask more easily and the oil can exert its beneficial effects.

It is essential for the health and beauty of the skin. It contains α and β carotene, i.e. the provitamins of vitamin A, extracted from calendula petals using the germ oil. It is well-known that in winter and spring our skin needs more vitamin A, which may be ensured using this soothing and regenerating oil. The corn germ oil, containing vitamins E and F as well as lecithin, is ideal for enriching various fruit and herbal creams.



DIRECTIONS FOR HOME USE:

- You can use it for enriching products suitable for your skin type.
- In case of inflamed hair follicles, mix a little oil into Mattifying Concealer Serum.
- It may also be used for treating fragile hair ends.





WHIP MOISTURIZERS
MOISTURIZERS
RICH MOISTURIZERS
EYE CARE

WHIP MOISTURIZERS

Whip moisturisers are excellent for absorbing acidic fruit and herbal active ingredients. They imitate the acidic natural environment of these active ingredients and in this way preserve their high content of active ingredients. They are fine, light creams and a small amount of them is sufficient for maintaining the skin or correcting its problems.

PROFESSIONAL USE OF WHIP MOISTURISERS

- Use them for massage with wet hands or for electric massage, watered with a toner.
- They are excellent active ingredients for magnetic massage or a wet pack
- If needed, they may be enriched with oils
- Use them at the end of the treatments.

HOME USE OF WHIP MOISTURISERS

- They may be used as day and night creams for face, neck and cleavage. If needed, use a serum under them or enrich them with oils. If used in the mornings and evenings every day, they enable the skin to regain its firmness and become radiant again.



SOUR CHERRY & BLACKTHORN WHIP MOISTURIZER, 125 ML

Skin type: for water- and vitamin deficient skin

Effect: regenerating, hydrating, vitamin charging

Organic ingredients: sour cherry, blackthorn

DIRECTIONS FOR BEAUTICIANS:

- Use it for massage with wet hands; for electric massages moisten the whip moisturizer with toner appropriate for the skin type.
- Excellent active ingredient for magnetic massage or thermo treatment.
- Can be enriched with oils if needed.
- Use it as a moisturizer at the end of the treatment.

APPLE & LEMON WHIP MOISTURIZER, 125 ml



Skin type: for skin affected by acne, oily or scaly seborrhea

Effects: tightening pores, toning, supplying vitamins, brightening, softening, firming

Organic ingredients: apple, lemon, calendula, lemon oil, peppermint oil

DIRECTIONS FOR BEAUTICIANS:

- Use it for massage, magnetic massage, as nourishing mask treatment or as a moisturizer at the end of the treatment.
- Use it for massage with wet hands or enriched with oil appropriate for the skin type. Mix with Apple & Lemon Toner for electric massage.
- It is an excellent active ingredient for wet pack, covered with cling film under a Venus mask or Ilcsi Thermo Mask.
- You may use it for pigment or anti-wrinkle treatments, enriched with the appropriate oil if needed.

NEW

This light moisturizer, thanks to strong antioxidant effect of the flavonoids of sour cherry and the high mineral- and iron content of blackthorn, can help in preserving the youth of the skin. Due to fruit acids and -sugars this whip moisturizer is hydrating, regenerating, nourishing and toning as well. When using the cherry fragrance reminds us of the finest sour cherry flavour, so from now on face care not only pampers your skin but also your nose.

For the sake of the effective care use the whole range of Sour Cherry & Blackthorn products!



DIRECTIONS FOR HOME USE:

- Can be used as a day or night cream on your face, neck and cleavage. If needed use a serum before applying it, or you can enrich it with oils. With regular use your skin will regain its tone and beauty.

This light, hydrating whip moisturizer beautifies skin affected by acne and seborrhea. Due to the manifold active ingredients of apple and lemon it tightens pores, and tones, softens, firms and refreshes the skin. If used daily, it hydrates and soothes acneous skin and also has a firming and slightly brightening effect, thus it is highly effective for hyper-pigmented or wrinkled skin.



DIRECTIONS FOR HOME USE:

- Apply in a thin layer on cleansed face, neck and cleavage. It may be used both as a day or night cream. It hydrates and tones skin prone to acne and seborrhea and tightens pores spectacularly.
- Not to be used by children under the age of 3.

ROWAN SORB WHIP MOISTURIZER, 125 ml

Skin type: for water deficient skin in its deep layers, for loose and normal skin

Effects: hydrating, firming, supplying vitamins

Organic ingredients: rowan sorb, carrot, corn germ oil

DIRECTIONS FOR BEAUTICIANS:

- Use it for massage, magnetic massage, as nourishing mask treatment or as a moisturizer at the end of the treatment.
- Use it for massage with wet hands or enriched with oil appropriate for the skin type.
- Apply it in a thick layer after AHA Fruit Pulp Treatment - Paprika Herbal Treatment and work it into the skin with the ultrasound of Skin Tightening Device. Then cover with cling film and apply magnetic massage.
- It is an excellent active ingredient for a hydrating and regenerating facial, covered with cling film under a Venus mask or Ilcsi Thermo Mask.
- If needed, enrich it with oil.

ROSE HIP WHIP MOISTURIZER, 250 ml, 125 ml



Skin type: for sensitive skin prone to scaly seborrhea, rosacea or inflammation

Effects: hydrating, soothing, supplying vitamins, vasoconstrictor

Organic ingredients: rose hip, lemon oil, corn germ oil

DIRECTIONS FOR BEAUTICIANS:

- Use it for massage, magnetic massage or a nourishing mask treatment for sensitive skin or as a moisturizer at the end of the treatment.
- Use it for massage with wet hands or enriched with oil appropriate for the skin type.
- It is an excellent active ingredient for wet pack, covered with cling film under a Venus mask or Ilcsi Thermo Mask.
- Apply with Rose Hip Toner for electric massage carried out with Mini Face Lifting Device.

The berries of rowan sorb tend to stay on the tree long after the fruits of all other plants fell. Moreover, they are able to absorb the water vapour of their surroundings. Sometimes they remain on the trees until February, saving many birds from starvation. Because of its wonderful composition, rowan sorb is an exceptional ingredient of skin care products. Its berries contain a lot of malic acid, which have powerful moisture retention qualities, and its sorbite content also increases the hydrating effect.



DIRECTIONS FOR HOME USE:

- Apply in a thin layer to your face, neck and cleavage. Use it as a day or night cream after cleansing the skin with a toner. It hydrates, firms and supplies vitamins to the skin.
- Not to be used by children under the age of 3.

This whip moisturizer is the pride of Ilcsi Beautifying Herbs, and is extracted from raw rose hip using a special technique. Rose hip contains a unique proportion of carotenoids, flavonoids, vitamins, carbo-hydrates, organic acids, pectines and mineral salts. Rose Hip should be the first whip moisturizer to treat irritated skin and, later on may be followed by other moisturizers or whip moisturizers. It soothes and supplies vitamins to the skin and reduces inflammation. It brings relief even to the most sensitive skin affected by rosacea or seborrhea.



DIRECTIONS FOR HOME USE:

- Apply in a thin layer to cleansed face, neck and cleavage in the morning and evening. It hydrates and soothes sensitive skin prone to acne, rosacea and inflammation. If needed, use Rose Hip Serum before applying it.
- In case of an AHA treatment course, use it as a supplementary cream after Rose Hip Serum.
- Not to be used by children under the age of 3.

SENSITIVE EXTRA GEL CREAM, 125 ML



Skin type: for all skin types, especially for irritated skin prone to allergy

Effects: soothing, hydrating, antioxidant, anti-inflammatory

Organic ingredients: yarrow, plantain

DIRECTIONS FOR BEAUTICIANS:

- Use it electronically after extraction treatment.
- Use it with Mini Face Lifting or Skin tightening device for interference or ultra sound treatments, or as active ingredient for the Magnetiser device.
- Use it for massage electronically with toner or with wet hands.
- It can be used as an active ingredient for Venus mask or Ilcsi Thermo Mask.
- Apply it as a moisturizer at the end of the treatment.

STONECROP WHIP MOISTURIZER, 250 ml, 125 ml

Skin type: for lentiginous, freckled skin; skin damaged by sunbathing or solarium, burns, common wart

Effects: brightening, regenerating, hydrating, supplying vitamins, soothing

Organic ingredients: stoncrop, yarrow, corn germ oil

DIRECTIONS FOR BEAUTICIANS:

- It is an excellent active ingredient for brightening treatment and for the regeneration of skin damaged by sunbathing or solarium.
- Use it for massage, magnetic massage, under a wet pack or as a moisturizer at the end of the treatment.
- May be applied for massaging skin damaged by sunning or solarium with wet hands, mixed with oil if needed, or electronically, mixed with Stonecrop Toner.
- Combine it with Stonecrop Gel Mask for treating common warts. When treating common warts, scan the cleansed and dried area with soft laser, and then carry out electric massage using Stonecrop Gel Mask.
- You can enhance its effectiveness if you use it as a wet pack under Venus mask or Ilcsi Thermo Mask.



When developing this gel cream we combined all beautifying effects of two fantastic plants – yarrow and plantain – so thanks to their active ingredients this gel cream helps to relieve skin irritation caused by allergies, prevent or eliminate inflammation and restore hydration. Thanks to the plants used in it, this product soothes and hydrates the skin and reduces inflammation. Due to its modern composition and special gel cream texture it is quickly absorbed into the skin, and leaves no residue. Dermatologically tested. This product is a real benefactor of extra sensitive skin irritated by allergy. For the sake of the effective care use the whole range of Sensitive Extra products!

DIRECTIONS FOR HOME USE:

- Use it as a day cream on the irritated skin prone to allergy.



Due to its special brightening effect, stoncrop is popular with people with lentigines, freckles, pigment marks or darker complexion. Since it has soothing, regenerating, protecting, hydrating and epidermis strengthening effects, it may be used for alleviating or eliminating a wide range of skin problems. It is a must for common warts or skin damaged by sunbathing or solarium. It is effective for preventing pigmentation after epilation and healing minor burns. If used regularly, it reduces the tendency for hyper-pigmentation.

DIRECTIONS FOR HOME USE:

- Use it around the eyes or as a day or night cream for lentiginous and freckled skin or common warts after cleansing with a toner.
- Comes in handy on holiday along with Tomato Suntan Cream, as it hydrates and soothes sunburnt skin.

ROSE PETAL WHIP MOISTURIZER, 250 ml, 125 ml



Skin type: for water deficient, large pore, mature skin
Effects: hydrating, regenerating, supplying vitamins, firming, tightening pores

Organic ingredients: rose petals, rose oil, corn germ oil

DIRECTIONS FOR BEAUTICIANS:

- Use it for massage, magnetic massage, as nourishing mask treatment or as a moisturizer at the end of the treatment.
- Use it for massage with wet hands or enriched with oil appropriate for the skin type.
- Apply it after AHA Fruit Pulp Treatment - Paprika Herbal Treatment, cover with cling film and carry out magnetic massage.
- It is excellent for a lifting massage following Rose Petal Mask and mixed with Rose Petal Toner.
- Use it as a wet under Ilcsi Thermo Mask or covered with cling film under Venus mask. In needed you may enrich it with oil appropriate for the skin type.
- Use it as an active ingredient for firming electro-cosmetic treatment with ultrasound and interference.

APRICOT WHIP MOISTURIZER, 250 ml, 125 ml

Skin type: for normal, non-sensitive skin
Effects: hydrating, supplying vitamins, nourishing, lifting, rejuvenating

Organic ingredients: apricot, carrot, corn germ oil

DIRECTIONS FOR BEAUTICIANS:

- Use it for massage, magnetic massage, as nourishing mask treatment or as a moisturizer at the end of the treatment.
- Use it for massage with wet hands and if needed enriched with oil appropriate for the skin type.
- Apply as a lifting and vitamin providing facial after AHA Fruit Pulp Treatment - Paprika Herbal Treatment and cover with Venus mask or Ilcsi Thermo Mask. Use cling film under the plaster.

This whip moisturizer, made with the petals of roses grown organically on our plantation, revitalises mature skin. The moisture retention qualities of rose improve the hydration of the skin. It is recommended for large pore, mature or slightly keratinised, water deficient and inelastic skin. It tightens pores and has a regenerating and firming effect.



DIRECTIONS FOR HOME USE:

- Work it into the skin by gentle patting and kneading. Apply to cleansed face, neck and cleavage as a day or night cream. It hydrates and regenerates large pore, water deficient skin.
- Not to be used by children under the age of 3.

There is a people on the slopes of the Himalayas, whose diet mainly consists of apricot because of the rough, rocky soil. They even bake their bread with apricot flour. They are incredibly healthy, with a life expectancy of 100 years. Women give birth even at the age of 60. All this is due to the high nutritive content of apricot, fresh air and having enough exercise. Apricot contains a wide range of flavonoids and is rich in Vitamin A, B and C. Its wonderful flavours, fruit sugar, fruit acids and pectines are all sources of youth, making nearly all skin type beautiful. Apricot Whip Moisturizer, aimed at normal, non-sensitive skin, revitalises and charges the skin with vitamins.



DIRECTIONS FOR HOME USE:

- Work it into the skin by gentle patting and kneading. Apply to cleansed face, neck and cleavage as a day or night cream.
- Not to be used by children under the age of 3.

MOISTURIZERS

As the Ilcsi moisturisers, made with fresh fruits and herbs, are slightly more oily than the whip moisturisers, their pH is closer to neutral. They are excellent for magnetic massage or for nourishing, regenerating facials. Use them in the mornings and evenings every day and the skin will be refilled, its fluid balance improves and it will have a firm and nice touch. Apply in a thin layer to face, neck and cleavage.

Professional use of moisturisers

- Use them for massage with wet hands or watered with a toner.
- They are an excellent active ingredient for magnetic massage, covered with cling film under a Venus mask or under Ilcsi Thermo Mask.
- If needed, they may be enriched with oils.
- Use them for moisturising after treatments or cleansing.

Home use of moisturisers

- They may be used both as a day or night cream after applying a toner. If needed, use a serum under them or enrich them with oils.



GRAPE STEM CELL MOISTURIZER, 125 ML



NEW

Skin type: for wrinkled, dehydrated skin on the surface or deep layers

Effect: intense hydrating, antioxidant, skin- and cell renewal, wrinkle smoothing

Organic ingredients: grape

DIRECTIONS FOR BEAUTICIANS:

- Use it anti-wrinkle treatment for massage, as a nourishing mask or as a moisturiser at the end of the treatment.
- Use it for massage with wet hands, if needed you may enrich it with oil appropriate for the skin type.
- Apply it as a nourishing treatment, cover it with Face & Body Magnet Peel-off Mask. It is easier to remove if you place a gauze mask on top of it.
- Apply it under Ilcsi Thermo Mask, or covered with cling film under a Venus Mask.

DIRECTIONS FOR HOME USE:

- Apply it as a day or night cream on your face, neck and cleavage, after wiping it with toner.
- If needed use a serum appropriate for your skin type before applying it.

Thanks to its high polyphenol content, grape stem cell quickly acts on free radicals caused by external (pollution, UV radiation) and internal (stress, smoke, unbalanced nutrition) factors.

OPCs, the valuable active ingredients in grape, are able to renew important components of the human body: collagen- and elastin fibres.

Due to the OPCs and grape stem cells, with this moisturizer we can combat the visible signs of ageing, increase the skin's resistance and visibly slow down the appearance of wrinkles. We can increase the longevity of the epidermal stem cells and boost cell renewal, thus making skin regeneration more effective.

For the sake of the effective care use the whole range of Grape Stem Cell products!



NURTURING CAROTENE MOISTURIZER, 125 ml

Skin type: for oil and water deficient, mature, sensitive skin prone to rosacea

Effects: regenerating, firming, softening, lifting, hydrating, soothing, refilling with lipids

Organic ingredients: carrot, calendula, castor oil, corn germ oil, lemongrass oil, citronella oil, shea butter

DIRECTIONS FOR BEAUTICIANS:

- Use it for massage, magnetic massage, as nourishing mask treatment or as a moisturizer at the end of the treatment.
- If needed use a mix it with an oil appropriate for the skin type.
- Its effectiveness is increased if you use it with Venus mask or Ilcsi Thermo Mask.

This moisturizer contains two-thirds of hydrating and one-third of rich cream components. It is recommended for mature, oil and water deficient, sensitive skin prone to rosacea in addition to Rose Hip Whip Moisturizer, when inflammation has disappeared.

This carotene rich moisturizer, also containing calendula, corn germ oil and lemongrass oil, has firming, regenerating, hydrating and softening effects and lifts and soothes the skin.



DIRECTIONS FOR HOME USE:

- Apply in a thin layer to your face, neck and cleavage after cleansing with a toner. It may be used both as a day or night cream.

NASEBERRY AHA MOISTURIZER, 125 ml

Skin type: for wrinkled skin

Effects: anti-wrinkle, firming, keratoplastic, hydrating, supplying vitamins, regenerating, scavenging free radicals

Organic ingredients: naseberry, apple, grape, corn germ oil, castor oil, lemon oil, shea butter

DIRECTIONS FOR BEAUTICIANS:







- When offering anti-wrinkle treatment, use it for massage, mask treatment or as a moisturizer at the end of the treatment.
- Use it for massage with wet hands or enriched with oil appropriate for the skin type.
- Apply as a mask treatment and cover with Face & Body Magnet Peel-off Mask. Place a gauze mask on top for easier removal.
- Use it under Ilcsi Thermo mask or, covered with cling film, Venus mask.

Naseberry is not merely a popular autumn and winter fruit but also a great ingredient of anti-wrinkle products. The fruits used for this moisturizer are rich in vitamins and regenerating pectines, and their sorbit has good moisture retention qualities. As scavengers of free radicals, they protect the youthfulness and health of the skin. AHA acids loosen up keratinized cells clumping together and causing wrinkles, thus, if used regularly, the moisturizer helps to smooth out wrinkles, promotes the formation of skin cells and nourishes, hydrates and spectacularly regenerates the skin. Warning: causes photosensitivity.



DIRECTIONS FOR HOME USE:

- Apply in a thin layer to your face, neck and cleavage in the evening.
- It may also be used as an eye contour cream.
- Not to be used by children under the age of 3.



ALOE & GINKGO MOISTURIZER, 125 ML



Skin type: or mature, sensitive skin prone to rosacea

Effects: regenerating, soothing, nourishing, hydrating, keratoplastic, antioxidant

Organic ingredients: aloe arborescens, sesame oil, shea butter, sage, corn germ oil

DIRECTIONS FOR BEAUTICIANS:

- Use it for massaging skin damaged by sunburn or solarium.
- Use it for massage, magnetic massage, as nourishing mask treatment under Ilcsi Thermo Mask, covered with cling film, under Venus mask, or as a moisturizer at the end of the treatment.
- Use it for massage with wet hands or if needed enriched with oil appropriate for the skin type.
- Apply as an active ingredient for magnetic massage especially for thread veins on legs and thighs.

ANTI-AGEING LIFTING MOISTURIZER, 125 ml

Skin type: mostly for people over the age of 30

Effects: lifting, firming, supplying vitamins, regenerating, enhancing elasticity, promoting collagen

Organic ingredients: mallow seed, calendula, spinach, linseed, horsetail, yucca, fenugreek, corn germ oil

DIRECTIONS FOR BEAUTICIANS:

- Use it for massage, magnetic massage, as nourishing mask treatment or as a moisturizer at the end of the treatment.
- Apply to the face, neck and cleavage after AHA Fruit Pulp Treatment - Paprika Herbal Treatment or, if there is little time, after Horsetail & Spinach Exfoliating Mask. Work it into the skin with kneading, pressing, smoothing movements.
- If the client has enough time, the massage may be followed by magnetic massage for extra effectiveness.
- If applied as a treatment, use it alternately for magnetic massage and the ultrasound of Skin Tightening Device.
- It is an excellent active ingredient for a nourishing wet pack, covered with cling film under a Venus mask or Ilcsi Thermo Mask.
- When treating stretch marks on breasts and belly, massage into the skin with hands, then perform an energising ultrasound treatment and then work it into the skin with hands again.
- If needed, enrich it with oil.

The problems of mature skin can be treated quickly and efficiently with our new Aloe & Ginkgo Moisturizer. Thanks to its new, wonderful texture, antioxidant and nourishing effects this moisturizer ensures your skin feels nice and smooth all day long.



DIRECTIONS FOR HOME USE:

- Apply to cleansed face, neck and cleavage as a day or night cream.
- Apply with Stonecrop Whip Moisturizer alternately for skin damaged by sunbathing or solarium and for minor burns.
- It is also effective for thread veins on different parts of the body, e.g. legs, thighs.

This anti-ageing formula, helping to preserve youth, should be called a wrinkle-killer or an anti-ageing wonder. The Anti-ageing products, mostly popular among people over 30 years of age, contain eight different plant ingredients, they regenerate, firm, lift and improve the elasticity of the skin. It may be used for treating stretch marks on breasts and belly. It is also recommended for home use as a day or night cream for all age groups to regenerate skin and slow down ageing.



DIRECTIONS FOR HOME USE:

- Apply in a thin layer on your face, neck and cleavage after cleansing with a toner. It may be used both as a day or night cream.
- It is recommended for everyday use to treat striae.

BRIGHTENING CREAM, 125 ml

Skin type: for lentigines and pigment spots

Effects: bleaching, brightening, controlling melanin production

Organic ingredients: bearberry, stonecrop, cucumber, sesame oil, lavender oil

DIRECTIONS FOR BEAUTICIANS:

- Apply AHA Fruit Pulp Treatment - Paprika Herbal Treatment to prepare for the treatment of hyper-pigmented skin. Or if you have little time, use Sea Sand & Willow Peeling for abrasion.
- Use it for massaging or as a moisturizer in case of brightening treatment.
- Massage it into the skin after brightening oxygen treatment and follow with Stonecrop Whip Moisturizer.

PHYTOESTROGEN MOISTURIZER, 125 ml



Skin type: for mature, loose, wrinkled skin, mostly over the age of 50, but in case of hormonal imbalance even during puberty

Effects: lifting, hydrating, smoothing out, firming, softening

Organic ingredients: grape, castor oil, calendula, corn germ oil, linseed, hop, red clover, shea butter, yucca, lavender oil

DIRECTIONS FOR BEAUTICIANS:

- Use it for massage, magnetic massage, as nourishing mask treatment or as a moisturizer at the end of the treatment.
- When carrying out massage, use wet hands or if needed enrich it with oil appropriate for the skin type.
- When giving a firming treatment, combine it with Phytoestrogen Serum and use Skin Tightening Device or cover it with cling film for magnetic massage.

It is advisable to start brightening lentigines and age spots periodically with little sunshine. This regenerating cream spectacularly brightens hyper-pigmentation. Treatment is to be supplemented with Sea Sand & Willow Peeling, Brightening Serum and the Stonecrop product line as well as the sun blocking Facial Sun Gel in sunny periods.



DIRECTIONS FOR HOME USE:

- Apply it to hyper-pigmented areas, you can increase its efficiency by using Brightening Serum.
- Also include the Stonecrop product group in your daily skin care regime.
- In sunny periods always use the sun blocking Tomato Suntan Facial Serum.

Scientific research has shown that wrinkling and certain skin disorders are caused by androgens. It is possible to counteract the effects of excess androgens in the skin by using herbal oestrogens. This moisturizer, made with yucca, linseed, red clover, hop and grape seed – all rich in phytoestrogens – is effective for hydrating, softening and improving the elasticity of mature, loose or worn-out skin.



DIRECTIONS FOR HOME USE:

- Apply in a thin layer to your face, neck and cleavage after cleansing with a toner. It may be used both as a day or night cream.
- If needed, use a liposomal serum appropriate for your skin type before applying it.

FLAVONOID EXTRA CREAM, 125 ml

Skin type: for stressed, tired, pale skin, over 20 years of age

Effects: antioxidant, promoting collagen, firming, lifting, regenerating, hydrating

Organic ingredients: black currant, elder-berry, melon, sesame oil, grape seed oil, grape, alga

DIRECTIONS FOR BEAUTICIANS:

- Use it for massage, magnetic massage, as nourishing mask treatment or as a moisturizer at the end of the treatment.
- When treating pale, tired and stressed skin, massage it into the skin with kneading and tapping motions with wet hands.
- Use it as an active ingredient for ultrasound treatment carried out with Skin Tightening Device or for magnetic massage.
- It produces wonderful results if used after AHA Fruit Pulp Treatment - Paprika Herbal Treatment with Ilcsi Thermo Mask or (covered with cling film) Venus mask.

Flavonoids have an increasing significance nowadays, as in addition to having a powerful antioxidant effect, they improve the permeability of capillaries, boost circulation and help to supply the skin with vitamins, nutrients and oxygen. As implied by its name, this cream provides an extra amount of flavonoids for the skin, and due to its ability to scavenge free radicals, promote collagen formation and provide vitamins it rejuvenates the skin. It smoothes out wrinkles, helps to maintain the health of the skin and improves its resistance.



DIRECTIONS FOR HOME USE:

- Apply to cleansed face, neck and cleavage as a day or night cream.
- If needed, use Flavonoid Extra Serum before applying it.

ICHTHYOLIC SOFTENING CREAM, 125 ml

Skin type: for scaly and chapped skin with keratin defect

Effects: softening, keratoplastic, anti-inflammatory, moisturising, nourishing

Organic ingredients: yarrow, castor oil, marigold oil, shea butter, aloe arborescens, eucalyptus, lycium (boxthorn), clematis, greater celandine, lavender oil

DIRECTIONS FOR BEAUTICIANS:

- Make abrasion with AHA Whip Peeling Treatment then smooth over the treated surface with this cream.
- By using the ultrasound function of skin tightening device the active ingredients can be introduced deeper layers of the skin by.
- Use it as an active ingredient under for wet pack and thermo treatment.

This cream made using the already well known herbal components – yarrow, marigold, shea butter, aloe arborescens, eucalyptus, lycium, clematis, greater celandine, lavender oil - now combined with ichthyol and its outstandingly beneficial effect is recommended in the first place for softening chapped skin – elbow, heel, knee, sole – for soothing the irritated itchy skin and regulate skin formation.



DIRECTIONS FOR HOME USE:

- You can use it daily for scaly skin with a keratinisation defect and prone to psoriasis.
- Apply it on dry, thickened skin in the daytime mixed with linseed massage cream, while use aha yoghurt peeling treatment for the night until the thickening improves.
- For a chapped skin - elbow, knee, sole, heel – apply a thick coat on the surface then place a foil over it. For treating sole and heel you may use a sock pulled over the foil – the active ingredients can exert their effects faster and more thoroughly under the generating wet pack, the skin will regain its elasticity and softness, and will regenerate.

CAROTENE MOISTURIZER, 125 ml



Skin type: for water deficient, loose skin

Effects: supplying vitamins, softening, lifting, firming, soothing

Organic ingredients: carrot, calendula, castor oil, corn germ oil, lemongrass oil, citronella oil, shea butter

DIRECTIONS FOR BEAUTICIANS:

- Use it for massage, magnetic massage, as nourishing mask treatment or as a moisturizer at the end of the treatment.
- In case of performing a breast treatment, apply it before Rich Carrot Mask and Face & Body Magnet Peel-off Mask.
- If performing a hand treatment, enrich with Calendula Oil and apply under a paraffin mask.
- Use it for massage with wet hands or enriched with oil appropriate for the skin type.
- Cover with cling film and you can also enrich it with oil for magnetic massage.
- It is an excellent active ingredient for a nourishing wet pack or under a Venus mask or Ilcsi Thermo Mask.

SULPHURIC CREAM, 125 ml

Skin type: for inflamed skin prone to acne, seborrhea, psoriasis, eczema; for lichen pilaris

Effects: anti-inflammatory, soothing, keratoplastic, hydrating

Organic ingredients: corn germ oil, shea butter, peppermint oil

DIRECTIONS FOR BEAUTICIANS:

- Use it for massaging face, shoulders, chest and back affected by acne and as a moisturizer at the end of the treatment.
- In case of seborrheal skin prone to inflammation, apply it after AHA Fruit Pulp Treatment - Paprika Herbal Treatment and extraction treatment.
- When treating skin with defective keratinisation and prone to psoriasis and eczema, use it alternately with Ichthyolic Softening Cream.
- In case of lichen pilaris, perform electro-cosmetic treatment with Mineral Cleansing Concentrate and then massage the cream into the skin.

The valuable ingredients of carrot (beta-carotene, trace elements, fruit sugar and minerals) as well as corn germ oil, lemongrass oil and tocopherol contribute to the beautifying effect of Carotene Moisturizer. It is effective for superficially dehydrated, loose skin slightly affected by scaly seborrhea. It leaves the skin re-filled and more resistant. It is also recommended for loose breasts because of its soothing, lifting, revitalising and firming qualities.



DIRECTIONS FOR HOME USE:

- Work it into the skin by gentle patting and kneading. Apply to cleansed face, neck and cleavage as a day or night cream.
- In case of sensitive skin prone to allergy use it alternately with Sensitive Extra Gel Cream.
- It is recommended for daily use on loose breasts for its firming and elasticity improving effects.

This hydrating, anti-inflammatory and keratoplastic cream is made with lime water and peppermint oil. The sulphur ions of the thermal water immediately infiltrate the epidermis, increasing its resistance. It is effective both for facial and body treatments for all kinds of seborrhea. It soothes irritated skin, helps acne to burst out and improves keratinisation disorders. In addition to treating inflamed skin and acne, it is also effective for psoriasis, eczema and lichen pilaris.



DIRECTIONS FOR HOME USE:

- It may be used as both day and night cream for oily seborrheal skin, and it is recommended once a day for scaly seborrhea.
- You can use it as an additional cream to your moisturizer.
- In case of inflamed hair follicles and lichen pilaris apply it alternately with Ichthyolic Softening Cream after cleansing with Mineral Cleansing Concentrate.

VITALIZING ELDERFLOWER CREAM, 125 ml



Skin type: for loose, mature, oil and water deficient skin

Effects: hydrating, promoting collagen, improving elasticity, antioxidant, supplying vitamins, firming, nourishing, refilling lipids

Organic ingredients: elderberry blossom, alga, grape, grape seed oil, borage oil, evening primrose oil

DIRECTIONS FOR BEAUTICIANS:

- Use it for massage, magnetic massage, as nourishing mask treatment or as a moisturizer at the end of the treatment.
- Apply after AHA Fruit Pulp Treatment - Paprika Herbal Treatment for massage with wet hands or enriched with oil appropriate for the skin type.
- Use it for firming treatment with the ultrasound of Skin Tightening Device.
- If treating stretch marks, enrich it with St John's Wort Oil, massage it into the skin and then perform ultrasound treatment.
- You can increase its effectiveness by covering with Venus mask or Ilcsi Thermo Mask.

The cream made with it, as well as alga, grape seed oil and vitamins A, B, C and E in micro-granules, lifts and firms the skin and improves its elasticity. The active ingredients of plants rich in flavonoids, tocopherol and phytoestrogen help to restore and maintain the balance of the skin structure, they are powerful antioxidants, and help to rebuild and improve the tone of collagen fibres, the important components of human body and have rejuvenating, nourishing, firming and anti-wrinkling effects. The cream, also containing grape seed oil, scavenges free radicals, has a soothing effect and refills the skin with moisture and lipids.



DIRECTIONS FOR HOME USE:

- Apply on cleansed face, neck and cleavage as a day or night cream.
- Not to be used by children under the age of 3.



RICH MOISTURIZERS

Ilcsi rich moisturisers are recommended specifically for lipid deficient skin, as their oil content is extremely high.

Professional use of rich moisturisers

- Use them for massage with wet hands or watered with a toner.
- They are an excellent active ingredient for magnetic massage, covered with cling film under a Venus mask or under Ilcsi Thermo Mask.
- If needed, they may be enriched with oils.
- Use them for moisturising after treatments or cleansing.

Home use of rich moisturisers

- They may be used both as a day or night cream. If needed, use a serum under them or enrich them with oils.



RICH GRAPE STEM CELL MOISTURIZER, 125 ML



Skin type: for wrinkled, dehydrated skin on the surface or deep layers, over 40 years of age

Effect: intense hydrating, antioxidant, skin- and cell renewal, wrinkle smoothing

Organic ingredients: grape

DIRECTIONS FOR BEAUTICIANS:

- Use it for massage with wet hands, if needed you may enrich it with oil appropriate for the skin type.
- Apply it after AHA Fruit Pulp Treatment and Paprika Herbal Treatment. Cover it with cling film and perform a magnetic massage.
- Apply it as a regenerating, anti-wrinkle treatment under Ilcsi Thermo Mask, or covered with cling film under a Venus Mask.
- Can be used as an active ingredient for ultrasound treatment.

DIRECTIONS FOR HOME USE:

- Apply it in a thin layer on your face, neck and cleavage, after cleansing it with a toner. It may be used as a day or night cream. In warmer weather you might substitute it with the Grape StemCell Moisturizer for the daytime.

NEW

Thanks to its high polyphenol content, grape stem cell quickly acts on free radicals caused by external (pollution, UV radiation) and internal (stress, smoke, unbalanced nutrition) factors.

OPCs, the valuable active ingredients in grape, are able to renew important components of the human body: collagen- and elastin fibres.

Due to the OPCs and grape stem cells, with this moisturizer we can combat the visible signs of ageing, increase the skin's resistance and visibly slow down the appearance of wrinkles. We can increase the longevity of the epidermal stem cells and boost cell renewal, thus making skin regeneration more effective.

The Rich Grape Stem Cell Moisturizer, rich in vitamins and oil, is the natural remedy for the wrinkled, oil deficient skin.

For the sake of the effective care use the whole range of Grape Stem Cell products!



RICH PHYTOESTROGEN MOISTURIZER, 125 ml



Skin type: tired, mature, oil and water deficient skin, over the age of 50

Effects: lifting in deep layers and hydrating in surface layers, replenishing lipids

Organic ingredients: grape, castor oil, calendula, corn germ oil, linseed, hop, red clover, shea butter, yucca, lavender oil

DIRECTIONS FOR BEAUTICIANS:

- Use it for massage with wet hands or enriched with oil appropriate for the skin type.
- Use it as a regenerating and rejuvenating treatment under Ilcsi Thermo mask or, covered with cling film, Venus mask.
- Apply it after AHA Fruit Pulp Treatment - Paprika Herbal Treatment, cover with cling film and carry out magnetic massage. It makes the skin look younger. In case of skin in an extremely bad condition, repeat the rejuvenating treatment for several weeks.

Phytoestrogen-rich yucca, linseed, red clover, hop and grape seed oil are used for making both a moisturizer and a rich moisturizer. Rich Phytoestrogen Moisturizer, enriched with tocopherol, corn germ oil, grape seed oil, linseed oil and castor oil, is primarily recommended for the superficial and deep hydration and lifting of mature, tired, oil and water deficient skin.



DIRECTIONS FOR HOME USE:

- Apply on cleansed face, neck and cleavage as a day or night cream. You can use Phytoestrogen Moisturizer as a day cream instead.

RICH LINDEN BLOSSOM MOISTURIZER WITH CALENDULA, 125 ML

Skin type: for extremely oil and water deficient, mature skin

Effects: nourishing, regenerating, refining, supplying vitamins

Organic ingredients: linden blossom, calendula, corn germ oil, castor oil, shea butter

DIRECTIONS FOR BEAUTICIANS:




- Use it for massage, magnetic massage, as nourishing mask treatment or as a moisturizer at the end of the treatment.
- It is an excellent active ingredient for a nourishing wet pack, covered with cling film under a Venus mask or Ilcsi Thermo Mask.
- Following massage, use it for ultrasound treatment, then cover with cling film and carry out magnetic massage.

Our Rich Linden Blossom Moisturizer is renewed! We combined the excellent regenerating, nourishing and revitalizing moisturizer with calendula that is well known of its anti-inflammatory and keratoplastic effect. The Rich Linden Blossom Moisturizer is a real remedy for oil- and water deficient, mature skin. Due to its light texture, this oil rich cream does not leave an oily shine on the face.



DIRECTIONS FOR HOME USE:

- Apply in the evening in a thin layer on your face, neck and cleavage after cleansing with a toner. It nourishes and regenerates the skin.



EYE CARE

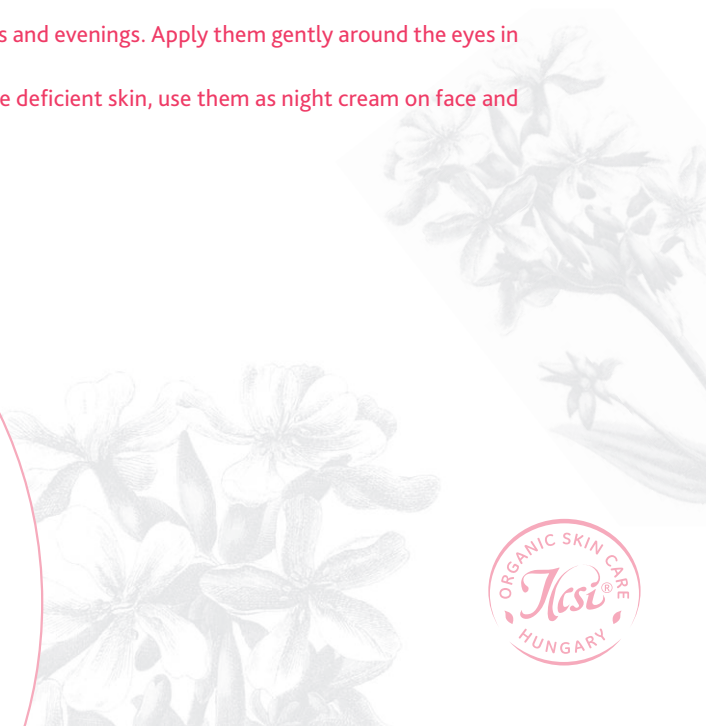
The eye region requires special care, as the skin of this area is thinner than on the rest of face, however it is strained much more, as the fine movements of the muscles of the eye region do not spare this relatively unprotected area, so this is where the first wrinkles and crow's feet appear. If you start using appropriate anti-wrinkle products in time, the appearance of the signs of aging may be put off. Due to their ingredients, Ilcsi eye care products lift, smooth out and nourish the delicate skin of the eyes.

Professional use of eye care products

- Use them for massage with wet hands or watered with a toner for anti-wrinkle treatment.
- They are an excellent anti-wrinkle active ingredient for magnetic massage, for a wet pack, under Ilcsi Thermo Mask or, covered with cling film, under a Venus mask.
- If needed, they may be enriched with oils.
- They may be used at the end of a treatment or cleansing for moisturising the the eye region.

Home use of eye care products

- Use them twice a day in the mornings and evenings. Apply them gently around the eyes in a thin layer and allow to absorb.
- In case of wrinkled, lipid and moisture deficient skin, use them as night cream on face and cleavage.



ANTI-AGEING EYE CONTOUR CREAM, 125 ml

Skin type: normally for people over 30, for oil and water deficient, tight feeling skin

Effects: preventing and smoothing wrinkles, nourishing, revitalising, regenerating, soothing, keratoplastic

Organic ingredients: mallow seed, calendula, St John's Wort, horsetail, corn germ oil

DIRECTIONS FOR BEAUTICIANS:

- When offering anti-wrinkle treatment, use it for massage, magnetic massage, as nourishing mask treatment or as a moisturizer at the end of the treatment.
- Use it for massage with wet hands or if needed enriched with oil appropriate for the skin type.
- It is an excellent anti-wrinkle active ingredient for the eye region or the whole face, either covered with cling film under a Venus mask or as a wet pack or under Ilcsi Thermo mask.
- It wonderfully regenerates, smoothes and revitalises the face and cleavage if you cover it with Face & Body Magnet Peel-off Mask.
- You may use it for magnetic massage, covered with cling film.
- Apply it gently around the eyes at the end of a treatment.

ELDERFLOWER EYE CONTOUR GEL, 35 ml



Skin type: for all age groups

Effects: enhancing elasticity, firming, promoting collagen, antioxidant, supplying vitamins

Organic ingredients: elderflower, alga, grape

DIRECTIONS FOR BEAUTICIANS:

- In case of a very wrinkled skin, carry out electric massage with the serum and then continue with an eye contour cream.
- Apply it as a facial for wrinkled areas, increasing its effectiveness by covering with Aloe Peel-off Mask.
- It is great for lifting treatment and for the interference or ultrasound treatments of Skin Tightening Device. Never use ultrasound around the eyes.
- Apply it onto deep dynamic wrinkles, cover with an eye contour cream or Vitalizing Elderflower Cream, cover with cling film and carry out magnetic massage or cover with Venus mask.
- In the course of anti-wrinkle treatment, apply it after rinsing the nourishing facial, before using a moisturizer.

Anti-wrinkle magic with calendula, horsetail, mallow and St John's Wort. This unique eye contour cream owes its ability to rejuvenate the skin to these wonderful anti-wrinkle plants and smoothes out the delicate skin of the eye region by its powerful hydration. It is absorbed fast and leaves the skin soft and silky. It is recommended to anyone, regardless of age, who regularly use a computer or drive at night, since they involuntarily wrinkle their eyes and frown.



DIRECTIONS FOR HOME USE:

- Apply it around the eyes in a thin layer and allow to absorb. Use it both in the morning and evening.
- In case of wrinkled, lipid and water deficient skin, use it alternately with Anti-ageing Lifting Moisturizer as a day and night cream on face, neck and cleavage. Use a serum appropriate for the skin type under it.

It is primarily for treating skin pale and loose because of smoking, lack of exercise and electromog as well as eye contour and dynamic wrinkles. Revitalising plants such as elderflower, alga as well as micro-granular vitamin nanosomes hydrate, firm and improve the elasticity of the skin and visibly reduce wrinkles. Antioxidant plants offer protection against free radicals. It is useful for anti-wrinkle treatment with electro-cosmetic devices and is recommended for everyday use.



DIRECTIONS FOR HOME USE:

- Apply it gently around the eyes in a thin layer and allow to absorb. Use it both in the morning and evening.
- In case of wrinkled, lipid and water deficient skin, use it alternately with Vitalizing Elderflower Cream as a day and night cream on face, neck and cleavage.
- Not to be used by children under the age of 3.

ST. JOHN'S WORT EYE CONTOUR CREAM, 125 ml

Skin type: for oil and water deficient, loose skin

Effects: smoothing wrinkles, soothing, regenerating, hydrating, supplying vitamins

Organic ingredients: St John's Wort, corn germ oil, castor oil, jasmine oil

DIRECTIONS FOR BEAUTICIANS:

- In case of eye contour or anti-wrinkle treatment, use it for massage, magnetic massage, as nourishing mask treatment or as a moisturizer at the end of the treatment.
- For massage, mix it with oil appropriate for the skin type.
- Its anti-wrinkle effect is increased if you use it with Venus mask or Ilcsi Thermo Mask.
- You may use it for magnetic massage, covered with cling film.
- If needed, enrich with St John's Wort Oil.

The eye region requires special care, as its skin is thinner, more sensitive and therefore more prone to becoming wrinkled. The hydrating, firming and vitamin supplying St. John's Wort Eye Contour Cream is recommended for all age groups. This cream, rich in nourishing oils, is mainly for the eye region but if needed, may also be used for the face, neck and cleavage. If mixed with St. John's Wort Oil, it is useful for pregnant mums for preventing stretch marks. **It is not recommended for skin prone to allergy.**



DIRECTIONS FOR HOME USE:

- Apply it gently around the eyes in a thin layer and allow to absorb. Use it both in the morning and evening.
- In case of wrinkled, lipid and water deficient skin, you can use it as a day and night cream on face, neck and cleavage. Use a serum appropriate for the skin type prior to the cream.
- Pregnant mums are recommended to gently massage it into breasts and belly twice a day, enriched with St John's Wort Oil, to prevent the appearance of stretch marks.
- It is beneficial to dry lips and sore nose.
- Not to be used by children under the age of 3.



FLAVONOID EXTRA EYE CONTOUR CREAM, 125 ml

Skin type: for stressed, tired, pale skin, over the age of 20 as prevention

Effects: smoothes wrinkles, fills wrinkles, anti-oxidant, collagen-building, builds suppleness

Organic ingredients: blackcurrant, elderberry, melon, sesame seed oil, grape seed oil, grapes, algae, soya oil

DIRECTIONS FOR BEAUTICIANS:

- Use it as a wrinkle treatment, for massage, magnetic treatment, as a nourishing mask or as a cream at the end of a treatment.
- For massage therapy, simply dip your hand in it or enrich it with oil, as the given skin type demands.
- It is an excellent wrinkle-smoothing cream for eyes and indeed the whole face when wrapped under a Venus mask, or Ilcsi's Thermo mask, or under steamed masks.
- It regenerates, soothes and revitalises skin on the face and cleavage wonderfully if you put a magnetic mask over the applied cream.
- You can use it for magnetic masking, when wrapped.
- After treatment, gently apply around the eyes.

FENUGREEK ANTI-WRINKLE SERUM, 12 ml

Skin type: for superficial and deep layer water deficient skin; wrinkled neck, double chin, cleavage

Effects: smoothing out and lifting wrinkles, nourishing, regenerating, soothing, anti-allergenic

Organic ingredients: fenugreek, linseed, aloe arborescens, potato, lavender oil, rosemary oil

DIRECTIONS FOR BEAUTICIANS:

- You may use it in itself or worked into the skin electronically for smoothing wrinkled areas.
- Carry out electric massage with the serum and then continue with an eye contour cream.
- It is great for lifting treatment and for the interference or ultrasound treatments of Skin Tightening Device. Do not use ultrasound around the eyes.
- Apply it onto deep dynamic (mimic) wrinkles, cover with Fenugreek Eye Contour Cream and then with cling film. Carry out the magnetic massage.
- Use it as a nourishing mask treatment combined with eye contour cream under Ilcsi Thermo Mask or Venus mask.
- In the course of anti-wrinkle treatment, apply it after rinsing the nourishing facial, before using a moisturizer.



With an extra amount of flavonoids to fight wrinkles! This could be the motto of the new, flavonoid-rich eye wrinkle cream, the powerful antioxidant and firming effects of which are virtually instantly perceptible. The herbal agents in the product increase the permeability of the capillaries, improve circulation, and boost the skin's supply of nutrients, vitamins and oxygen. The skin becomes visibly more supple and silky firm. We recommend it to every man or woman seeking beauty, regardless of their age.

DIRECTIONS FOR HOME USE:

- Apply a thin layer around the eyes and leave it to absorb. Use twice daily, morning and night.
- You can use it alternately with the flavonoid extra cream as both a day and night cream on your face, neck and cleavage.



It is for treating crow's feet, loose skin, double chin, wrinkled neck and deep wrinkles on the cleavage and is made with fenugreek, linseed, aloe, lavender oil, rosemary oil and vitamin E. It lifts loose eyelids and has regenerating, nourishing and deep hydrating effects. For fighting very deep wrinkles, cover it with Fenugreek Eye Contour Cream. It is an excellent active ingredient for electro-cosmetic treatments (Mini Face Lifting, Revi Face, Skin Tightening Device). It is also recommended as an anti wrinkle product for men.

DIRECTIONS FOR HOME USE:

- Apply it onto deep wrinkles before using Fenugreek Eye Contour Cream. Use it both in the morning and evening.
- Due to its gel like texture it is also popular among men.

FENUGREEK EYE CONTOUR CREAM, 125 ml

Skin type: for mature, oil and water deficient skin

Effects: smoothing out and lifting wrinkles, supplying vitamins, nourishing, soothing, reducing puffiness

Organic ingredients: fenugreek, grape seed, linseed, castor oil, corn germ oil, shea butter, rosemary oil, lavender oil

DIRECTIONS FOR BEAUTICIANS:

- In case of anti-wrinkle treatment, use it for massage, magnetic massage, as nourishing mask treatment or as a moisturizer at the end of the treatment.
- For massage, you can enrich it with Phytoestrogen Massage Oil.
- Its anti-wrinkle effect is increased if you use it with Venus mask or Ilcsi Thermo Mask.
- You may use it for magnetic massage, covered with cling film.
- It is an excellent active ingredient for breast treatment.

The Egyptians and the Chinese have been using fenugreek internally and externally for millennia, as food, medicine and beauty product. This rejuvenating, anti-wrinkle, nourishing and puffiness reducing cream is excellent for treating lipid and water deficient skin, wrinkled eyes, scaly, sagging and loose face, neck and cleavage, dry lips and sore nose.



DIRECTIONS FOR HOME USE:

- Apply it gently around the eyes in a thin layer and allow to absorb. Use it both in the morning and evening.
- In case of wrinkled skin, use it as a day and night cream on face, neck and cleavage. Use a serum appropriate for the skin type prior to the cream.
- It is recommended for daily use on loose breasts for its firming and elasticity improving effects.
- It is beneficial for dry, chapped lips, sore nose and dilated capillaries.





HAND & FOOT CARE
BODY LOTIONS
SUN CARE

HAND & FOOT CARE

A thoroughgoing expert has to be prepared for the problems and treatment of the limbs not only the face. The skin on hands and feet is especially sensitive and sometimes betray lifestyle problems. If you confront such problems, it is advisable to analyse your daily routine and treat the causes of the problem. Ilcsi skin care products, provide a solution to dry, chapped hands and heels, tired legs, painful varicose veins and nasty fungal infections and help to treat the symptoms.

PROFESSIONAL USE OF HAND AND FOOT CARE PRODUCTS

- They are excellent active ingredients for magnetic massage or a wet pack.
- For special use see product description.

HOME USE OF HAND AND FOOT CARE PRODUCTS

- Regular use of hand and foot care products produce impressive and long-lasting results, therefore they are recommended to be used daily or as a course treatment.



FUNGUS STOP SERUM, 35 ml

Skin type: to prevent feet sweating and skin and nail fungal infections

Organic ingredients: thyme, tagetes, sage, common ivy, greater celandine, calendula, corn germ oil, thyme oil, soy lecithin

DIRECTIONS FOR BEAUTICIANS:

- Prepare the area to be treated by exfoliating and abrading and massage the serum into the skin thoroughly.

Its herbal ingredients inhibit the growth of fungi without side effects but are not fungicidal. Infected nails will not renew but newly grown nail will be healthy. It is effective for fungal infections on skin, toes and nails or skin area prone to fungal infection.



DIRECTIONS FOR HOME USE:

- Treating fungal infection of the skin: Rub and massage into the skin every day after washing.
- Treating fungal infection on nails: Soak your feet in warm, soapy water until they are soft. Cut the infected nail very short, almost until sore. Massage the thoroughly dried parts with the serum and try to rub it under the nails and into the nail bed.
- Apply it in a thick layer to the infected nails for the night, cover with cling film or a rubber finger cot.

HAND & FOOT CALENDULA CREAM, 125 ml

Skin type: dry, chapped and rough hands and feet

Effects: refilling lipids, softening, soothing, nourishing, hydrating, regulating skin formation

Organic ingredients: calendula, elderberry, castor oil, corn germ oil, shea butter

DIRECTIONS FOR BEAUTICIANS:

- Perform abrasion using AHA Whip Peeling Treatment mixed with Nettle & Algae Treatment and apply this cream as a wet pack or under a thermo mask.

It is recommended for dry, rough and chapped hands and feet scaly because of chemicals or work. It nourishes, hydrates and softens the skin, slows down keratinisation, normalises skin formation and has a soothing and lipid supplying effect. It may be used as an active ingredient for wet packs or thermo masks. It is advisable to use it before and after work.



DIRECTIONS FOR HOME USE:

- Use every day, even several times if needed, for the skin care of dry and rough areas.
- In case of very thick, rough skin also include AHA Yoghurt Peeling Treatment in the evenings.

AHA YOGHURT PEELING TREATMENT, 125 ml

Skin type: only for body treatment, for thickened skin, lichen pilaris

Effects: exfoliating, keratolytic

Organic ingredients: lemon oil, corn germ oil, lemongrass oil

DIRECTIONS FOR BEAUTICIANS:

- Use Rolling Face & Body Exfoliating Mask to prepare the area to be treated. Then apply AHA Yoghurt Peeling and cover with cling film for 20 minutes. Rub it off with a rough wet sponge and, depending on the skin condition and location of the problem, use Ichthyolic Softening Cream, Softening Thermal Moisturizer or Linseed Massage Cream.
- You can apply a paraffin cover when treating heels or elbows.
- If treating lichen pilaris, carry out electric massage with Mineral Cleansing Concentrate and then apply this cream.

HORSE CHESTNUT VARICOSE VEIN CREAM, 125 ml



Skin type: for tired legs prone to varicose veins and oedema

Effects: soothing, refreshing, improving the elasticity of blood vessels, reducing oedema

Organic ingredients: rose hip, horse chestnut, corn germ oil, peppermint oil, lemon oil, shea butter

DIRECTIONS FOR BEAUTICIANS:

- Prepare the skin using AHA Whip Peeling Treatment mixed with Nettle & Algae Treatment and carry out lymphatic massage on swollen legs with varicose veins using this cream. Then cover with cling film and follow with magnetic massage starting from the sole progressing towards the lymphatic vessels of the thigh.

It is effective against the excessive keratinisation of the skin mainly on the elbows, heels, soles, shins. It has exfoliating and keratolytic effects and supplies vitamins to the skin.

Never apply on face!



DIRECTIONS FOR HOME USE:

- You can use it as a body lotion for the night on dry skin.
- It may be used as a wet pack, depending on the condition of the thickened skin. Apply it to the surface to be treated, cover with cling film and rub it off after about 20 minutes.
- Use it for lichen pilaris as a peeling at night, while using Rose Hip Whip Moisturizer for the day mixed with Rose Hip Serum. Only use Mineral Cleansing Concentrate for washing.

The effect of horse chestnut to soothe varicose veins and fight oedema and swelling is enhanced by the qualities of other plants in the cream aiding skin function. If used regularly, it reduces the appearance of varicose veins and oedema.

DIRECTIONS FOR HOME USE:

- Massage it into varicose legs starting from feet and progressing to thighs every morning before getting up.
- Not to be used by children under the age of 3.



BODY LOTIONS

Your body needs pampering as much as your face. We feel that even clear water dehydrates the skin. If the skin is dry and rough, it gets hurt more easily and is less resistant to environmental impacts. Ilcsi body lotions may be used for body treatments or as part of the daily skin care regime after a shower or bath. They get absorbed fast and easily and in addition to nourishing oils they also contain soothing, regenerating plant ingredients and thus prevent dehydration, ensure a nice fragrance and soft touch.

Professional use of body lotions

- Use them for massage in body treatments, mixed with Phytoestrogen Massage Oil.
- They may be used for magnetic massage, covered with cling film, either in themselves or mixed with other ingredients.

Home use of body lotions

- Body lotions are to be used after a shower or bath.



GRAPE STEM CELL BODY LOTION, 250 ML



Skin type: for wrinkled, dehydrated skin on the surface or deep layers

Effect: regenerating, intense hydrating, skin renewal

Organic ingredients: grape

DIRECTIONS FOR BEAUTICIANS:

- Use it for finishing body treatment or independent body massages, enriched with oil appropriate for the skin type.
- Perform abrasion using AHA Whip Peeling Treatment, than massage the skin with the body lotion enriched with Phytoestrogen Massage Oil; cover it with cling film and perform a magnetic massage.

NEW

This body lotion containing grape stem cell is unique on the professional cosmetic market. Thanks to its light texture it is quickly absorbed into the skin and relieves the unpleasant sensation caused by the water deficiency in the surface and deep layers. For the most spectacular effect use it every day.

Try the whole range of Grape Stem Cell products!

DIRECTIONS FOR HOME USE:

- Massage it into the skin with gentle, patting and kneading movements after a bath or shower.
- Use it for everyday skin care



SENSITIVE EXTRA BODY LOTION, 250 ML



Skin type: for all skin types, especially for irritated skin prone to allergy

Effects: soothing, hydrating, antioxidant, supplying vitamins, anti-inflammatory

Organic ingredients: yarrow, plantain





DIRECTIONS FOR BEAUTICIANS:

- Use it for finishing body treatment or independent body massages, enriched with Yarrow Oil
- For a relaxing and soothing massage of clients with irritated skin.
- Use it for keratoplastic treatment with the Sensitive Extra Treatment and Peeling, then massage with this body lotion and perform an ultrasound treatment

We combined the beautifying effects of yarrow and plantain in this body lotion. Thanks to its light texture it is quickly absorbed into the skin and relieves the dry, itchy skin. It may be used on extra sensitive skin as well. It is dermatologically tested. It is recommended for every-day use. This body lotion is a real benefactor of irritated skin prone allergy. For the sake of the effective care use the whole range of Sensitive Extra products!

DIRECTIONS FOR HOME USE:

- Massage it into the skin with gentle patting and kneading movements after a bath or shower.
- Use it for every-day skin care on the irritated skin prone to allergy.



FLAVONOID EXTRA BODY LOTION, 250 ml

Skin type: stressed, exposed to civilisation impacts, vitamin deficient skin, for all age groups

Effects: antioxidant, promotes collagen formation, supplies vitamins, regenerates natural lipid layer of the skin, regulates lipid and water balance

Organic ingredients: algae, elder berry, black currant, melon, sesame seed oil, grape seed oil, grape seed extract

DIRECTIONS FOR BEAUTICIANS:

- For finishing body treatment or independent body massages, enriched with Phytoestrogen Massage Oil
- For a relaxing and soothing massage of our tired, tensed, stressed clients
- In keratoplastic treatment with rolling exfoliating mask, if the skin is too rough and dry use AHA Whip Peeling Treatment, then massage with this body lotion and perform an ultrasound treatment.

In the stressed world of the 21st century people the use of plants with high flavonoid contents has a priority role. The high antioxidant content in the flavonoid rich plants supports the supply of nutrients, vitamins and oxygen to the skin, enhances the permeability of the capillaries and improves the blood circulation. Additionally it has a collagen forming effect and enhances the resistance of the skin. Use of this lotion in everyday body care will regenerate the tired stress-affected skin, through its use the skin can regain its vitality and will become fresh, relaxed, silky and youthful.



DIRECTIONS FOR HOME USE:

- After a shower or bath massage the body lotion into your skin with gentle patting and kneading.

HONEYDEW BODY LOTION, 250 ml

Skin type: for dry, dehydrated, rough skin lacking vitamins

Effects: hydrating, supplying vitamins, regenerating, lifting

Organic ingredients: melon, carrot, corn germ oil, shea butter

DIRECTIONS FOR BEAUTICIANS:

- Use it for regenerating and massaging dry skin in body treatment.
- Massage with Honeydew Body Lotion mixed with Phytoestrogen Massage Oil, or any oil appropriate for the skin type, following abrasion with AHA Whip Peeling Treatment, then cover with cling film and carry out magnetic massage.

It is a general purpose body lotion for nourishing and refilling rough, dry skin. It has lifting, regenerating, firming effects and contains corn germ oil, carrot, Vitamin E and honeydew melon, which is rich in vitamins, minerals, lipids and mucilage. Its bioflavonoids and carotenoids improve the resistance of the skin and leave the skin silky.



DIRECTIONS FOR HOME USE:

- Massage it into the skin with gentle patting and kneading movements after a bath or shower.

STONECROP BODY LOTION WITH ALOE, 250 ml

Skin type: lentiginous, sensitive, freckled, ageing, sun or solarium burnt, dry feeling skin

Effects: brightening, soothing, regenerating, moisturising, lifting, vitalising, anti-inflammatory, collagen forming

Organic ingredients: stonecrop, aloe arborescens, yarrow, borage oil, marigold oil


DIRECTIONS FOR BEAUTICIANS

- For regenerating and massaging pigmented skin dry from solarium or sunbathing, enriched with Phytoestrogen Massage Oil or linseed massage cream.
- For preventing pigment spots, for alleviate pain, for treating sun burns or minor burns, independently or in combination with using Magnetiser Device.
- For reducing advanced skin dryness and irritation, and for body massaging.

We have combined the excellent regenerating and soothing effects of aloe and the anti-inflammatory effect of stonecrop in this product. Stonecrop body lotion enriched with aloe can be beneficial to uneven skin tone, freckled skin, or for counterbalancing the damaging effects after sunbathing or solarium use, while lighter burns and inflammations can also be treated with it. The pleasant scent of the stonecrop products has also been kept.

DIRECTIONS FOR HOME USE

- After a shower or bath massage the body lotion into your skin with gentle patting and kneading.
- Everyday use is recommended all year round for the specific skin type and irrespective of the skin type during the "sunbathing" season.
- After sunbathing or solarium, or in case of sunburn or minor burns it soothes the skin, alleviates the unpleasant burning sensation and helps prevent the appearance of lentiginous.



ROSE PETAL BODY LOTION, 250 ml



Skin type: loose, dry feeling, water deficient skin
Effects: hydrating, softening, regenerating, nourishing, firming
Organic ingredients: rose petals, rose petal oil

DIRECTIONS FOR BEAUTICIANS:

- Use it for massage to treat loose, sagging skin.
- Massage with Rose Petal Body Lotion mixed with Phytoestrogen Massage Oil following abrasion with AHA Whip Peeling Treatment.
- In case of very loose, sagging skin, carry out treatment with the Automatic Pulsating Cupping Device using Rose Petal Body Wrap and complete the treatment by massaging with Rose Petal Body Lotion.

REVITALIZING PAPRIKA BODY LOTION, 250 ml, 1000 ml

Skin type: for all skin types; cellulite or striae, pale skin with poor turgor, superficial thread veins, for warm-up before doing sports
Effects: boosting circulation, regenerating, strengthening the connective tissue
Organic ingredients: hot paprika, carrot, corn germ oil, orange oil, cinnamon oil, shea butter

DIRECTIONS FOR BEAUTICIANS:

- Use it for anti-cellulite and striae treatment.
- In case of cellulite treatment, apply a circulation booster several times. Perform abrasion using Rolling Face & Body Exfoliating Mask or AHA Whip Peeling Treatment mixed with Nettle & Algae Treatment. Continue the treatment with Herbal Cellulite Treatment.
- The body lotion may be enriched with Phytoestrogen Massage Oil for massage, magnetic massage or vacuum massage in anti-cellulite treatment.

Rose scented beauty products have long been the classic means of seduction applied by women. This body lotion, made with rose petals and rose oil, nourishes, regenerates and deep-hydrates the skin. Rose oil and its pleasant fragrance have a beneficial effect on both body and soul. Its daily use makes rough and dry skin smooth and resilient. It completes the Rose Petal product line.

DIRECTIONS FOR HOME USE:

- Massage it into the skin with gentle patting and kneading movements after a bath or shower.
- Not to be used by children under the age of 3.



This special body lotion is prepared specifically for cellulite, striae and pale, tired skin with poor turgor. Its hot paprika boosts circulation and strengthens the connective tissue and in this way helps to remove deposits from blood vessels and tissues and aids the treatment of varicose capillaries on thighs. Its carotene, bioflavon and tocopherol strengthen and beautify the skin.

DIRECTIONS FOR HOME USE:

- Massage it into the skin with gentle patting and kneading movements after a bath or shower.
- Use it both in the morning and evening after a bath or shower if you are on a diet.
- Its regenerating effect counteracts the unpleasant symptoms of sedentary work, stiff muscles and joints.
- It boosts circulation and thus removes deposits from the capillaries of the thighs.
- It is excellent for warming up before doing sports and reduces the symptoms of fatigue fever.



SUN CARE

By using sun care products the skin becomes capable of utilising the benefits of sun rays. UV radiation promotes the production of vitamin D in the body, which is vital to the development of bones and prevents osteoporosis. Sunlight enhances the functioning of organs participating in haematopoiesis and increases resistance to infections. However, regular exposure to UV rays results in premature aging of the skin and the appearance of age spots. The skin will become more prone to wrinkling and loses its elasticity. Excessive sunbathing causes sunburn and inflammation. Using Ilcsi sun care products ensures a healthy suntan, and means you are able to enjoy the beneficial effects of the sun without worrying.

Use of Sun care products:

- Apply the sunscreen product before exposure.
- Apply it on dry skin.
- Make sure to spread it all over the body.
- Re-apply frequently to maintain protection, especially after perspiring, swimming or towel-elling.



TOMATO SUNTAN CREAM FOR SUN LOVERS SPF 12, 125 ML

Skin type: for all skin types

Effects: selective sun protection, hydrating, nourishing

Organic ingredients: tomato, sesame oil, calendula, horse chestnut, silkweed, carrot, aloe arborescens, stonecrop, lavender oil, corn germ oil

DIRECTIONS FOR BEAUTICIANS:

- Use it in turbo sunbeds or facial solarium.
- Use the Tomato suntan products for providing sun protection in case of pigment treatment.

TOMATO SUNSCREEN SPF 20, 125 ml

Skin type: for all skin types

Effects: selective sun protection, hydrating, nourishing

Organic ingredients: tomato, sesame oil, calendula, horse chestnut, silkweed, carrot, aloe arborescens, stonecrop, lavender oil, corn germ oil

DIRECTIONS FOR BEAUTICIANS:

- Use it in turbo sunbeds or facial solarium.
- Use the Tomato suntan products for providing sun protection in case of pigment treatment.

DIRECTIONS FOR HOME USE:

- Apply in a thin layer before sunbathing on dry skin to prevent sunburn, counteract the damaging effects of sunrays and obtain a nice, even tan.
- It should be applied again after swimming or taking a shower.

Many people think that a tanned skin is no longer in need of additional protection, but this is a misconception as tanned skin might burn as well, so it needs to be protected. The numerous vitamins, lycopene, flavonoids and carotenoids of this fine hydrating cream help to acquire a beautiful tan while shielding the non-sensitive or tanned skin against sunburn and harmful sunrays. It is to be applied before and during sunbathing to prevent sunburn but is also essential in high-powered sunbeds.

DIRECTIONS FOR HOME USE:

- Apply in a thin layer before sunbathing on dry skin to prevent sunburn, counteract the damaging effects of sunrays and obtain a nice, even tan.
- As it is not waterproof, it should be applied again after swimming or taking a shower.



ALSO WITH NEW FRAGRANCE

Tomato Sunscreen SPF 20 provides perfect sun protection for normal skin. Thanks to its organic ingredients of this product not only helps to achieve the desired golden brown tan, but also makes the skin hydrated and velvety. The SPF 20 means medium sun protection. It indicates how long you can prolong sunbathing by using a suntan cream. If you can stay in the sun for 5 minutes without using a sun care product, an SPF 20 product will enable you to stay in the sun for 100 minutes. If exposed to strong sunlight, use SPF 20, and when you have acquired some tan due to the natural defence mechanism of the skin, you can switch to SPF 12.

The Tomato Sunscreen SPF20, in addition to its well-known, popular fragrance, is now also available in a new, summer fragrance!



TOMATO SUNSCREEN SPF 40, 125 ml

Skin type: for all skin types, for children, for photosensitive skin allergic to the sun

Effects: selective sun protection, hydrating, nourishing

Organic ingredients: tomato, sesame oil, calendula, horse chestnut, silkweed, carrot, aloe arborescens, stonecrop, lavender oil, corn germ oil

DIRECTIONS FOR BEAUTICIANS:

- Use it in turbo sunbeds or facial solarium.
- Use the Tomato suntan products for providing sun protection in case of pigment treatment.

FACIAL SUN GEL SPF15, 35 ML

Skin type: for all skin types, for everyday use

Effect: UV protection of face and cleavage

Organic ingredients: tomato, aloe arborescens, stonecrop, horse chestnut, silkweed, calendula, sesame oil, lavender oil, mandarin oil, soy lecithin, corn germ oil

DIRECTIONS FOR BEAUTICIANS:

- As the last step of the treatment, apply it in a thin layer, to take care of UV protection.

The Tomato Sunscreen SPF40 is recommended for photosensitive clients, or for children whose skin requires special protection. The SPF 40 means extended sun protection. It indicates how long you can prolong sunbathing by using a suntan cream. If you can stay in the sun for 5 minutes without using a sun care product, an SPF 40 product will enable you to stay in the sun for 200 minutes. If exposed to strong sunlight, always use SPF 40. It is especially recommended for very light-skinned people, people prone to photosensitivity/sun allergy and children.

DIRECTIONS FOR HOME USE:

- Apply in a thin layer before sunbathing on dry skin to prevent sunburn, counteract the damaging effects of sunrays and obtain a nice, even tan.
- It should be applied again after swimming or taking a shower.



NEW

Thanks to its texture, the Facial Sun Gel is excellent for the protection of the skin of the face and cleavage. It can be used for sunbathing, skiing or on an everyday basis. It is fragrance free, so it can be applied on top of any serum or moisturiser appropriate for the skin type, to take care of UV protection.

It does not have a cream base, it is easily absorbed and allows skin to perspire, this way it is also recommended for doing sports.

Due to the increased UV radiation the usage of the Facial Sun Gel is essential on an everyday basis.



DIRECTIONS FOR HOME USE:

- Apply it every morning on top of the serum or moisturizer appropriate for your skin type.

CARROT & CALENDULA SOLAR CREAM, 125 ml

Skin type: for all skin types

Effects: for using a solarium

Organic ingredients: tomato, calendula, carrot, sesame oil, corn germ oil, lavender oil, bergamot oil, peppermint oil, aloe arborescens

DIRECTIONS FOR BEAUTICIANS:

- Apply it on the body before tanning in a solarium, while use Tomato Suntan Cream or Facial Sun Gel on face.
- Massage it into the skin before and after tanning.

This light solarium cream, containing tomatoes, carrots and aloe, provides mild light protection, which can help prevent sunburn from the solarium, providing it is used appropriately. It gives us an even and healthy skin tone. It contains sesame seed, marigold and peppermint oil to soothe skin. Regular use of a solarium is recommended for periods of decreased sunlight as it can improve our mood, help us avoid winter infections, as well as protect us against the development of osteoporosis.

DIRECTIONS FOR HOME USE:

- Apply it to your body before tanning in a solarium, while using Tomato Suntan Cream or Facial Sun Gel on your face.
- It may also be used as a general body lotion on dry, dull skin.





SPECIALITIES

SPECIALITIES

How to treat nasty acne or inflamed pimples?

How to stimulate hair growth and eliminate dandruff?

How to have even sexier lips?

How to recover naturally in periods of cold weather and colds?

These are some of the questions answered in the section on Ilcsi specialties.



KISS BALM, 10 ml

Skin type: ensuring fuller lips, preventing dehydration

Effects: regenerating, nourishing, hydrating, softening

Organic ingredients: calendula, grape, shea butter, cinnamon, castor oil

DIRECTIONS FOR BEAUTICIANS:

- Apply it in a thin layer to lips at the end of treatment to prevent dehydration.

It contains calendula, grape, shea butter and beeswax to nourish, regenerate and hydrate dry lips. Cinnamon has a slight circulation boosting effect, making lips fuller and more rosy. It may be used for prevention, to protect the delicate skin of lips from strong wind, cold and dry air. It accentuates lipsticked lips, making them a bit shinier, counteracts the drying effect of lipstick.



DIRECTIONS FOR HOME USE:

- Use it for dry lips and to prevent dehydration.
- It has a circulation boosting effect, making lips fuller and rosier.

PLASTER FOR VENUS MASK, 2000 g

Usage: for warm facials

Effects: invigorating circulation, astringent, refreshing, nourishing

Organic ingredients: It does not contain herbal or organic ingredients but is used for a technique to increase the effectiveness of creams and facials.

DIRECTIONS FOR BEAUTICIANS:

- Apply a cream or treatment appropriate for the skin type, cover the eyes with cotton wool balls, cover the area treated with cling film, and apply the plaster mixed with cold water (having a creamy consistence) using a brush. Do not cover the nostrils either with cling film or plaster. When the plaster has cooled, it is easy to remove.

Use it on top of nourishing facials/treatments to aid the absorption of active ingredients. It warms up intensively during drying and then cools with an effect of boosting circulation, tightening and refreshing. When it has completely cooled, it may be removed in one piece.

DIRECTIONS FOR HOME USE:

- It is recommended for warm facials mainly for professional use.



SCALP REVIVING HERBAL TONER, 125 ml

Skin type: for scaly, scurfy, itchy scalp, hairloss

Effects: soothing, boosting circulation, keratoplastic

Organic ingredients: nettle, lycium, horsetail, nasturtium, boxwood, onion, horse radish, lavender oil

DIRECTIONS FOR BEAUTICIANS:

- Mix one-third of Nettle & Algae Treatment and two-thirds AHA Whip Peeling Treatment and massage into the scalp, then cover for 10-15 minutes. Rinse it thoroughly and wash with Mineral Cleansing Concentrate. Dry the hair and massage Scalp Reviving Herbal Toner into the scalp electrically. It is only effective if used regularly.

ICHTHYOLIC CONCEALER, 12 ml

Skin type: for inflamed comedones and hair follicles, acne, herpes

Effects: soothing, astringent, drying, keratoplastic, antiseptic, concealing

Organic ingredients: clove oil

DIRECTIONS FOR BEAUTICIANS:

- Use it at the end of extraction treatment after moisturising and waxing to prevent, cover or dry inflamed hair follicles.
- Use soft laser and then apply Ichtyolic Concealer to herpes.

This toner, containing 8 different herbs, naturally promotes hair growth and strengthens hair. The herb tincture has hair and skin building and soothing effects and stimulates circulation. If used regularly, it gradually eliminates hairloss in a short time and then stimulates hair growth with continued use. Its regular usage also fights dandruff and alleviates itching. After drying, the hair will have a nice texture.



DIRECTIONS FOR HOME USE:

- In case of very scaly scalp, wash your hair with Mineral Cleansing Concentrate and leave it on for 20 minutes under a shower cap as a wet pack. Wash it off and rinse the scalp with water mixed with cider vinegar (add 200 ml cider vinegar to 2 l of water). Dry your hair thoroughly and massage a few drops of Scalp Reviving Herbal Toner into your scalp. Use it twice a day even when not washing your hair. Use Mineral Cleansing Concentrate for washing your hair until dandruff disappears.
- Massage a few drops twice a day into the scalp against hair loss or on bald patches. It is advisable to wash your hair with Mineral Cleansing Concentrate and leave it on for 20 minutes under a shower cap as a wet pack before using Scalp Reviving Herbal Toner. If used regularly, it reduces hairloss and promotes hair growth.

This concealer is especially useful for young people, as it covers troublesome pimples and comedones, and at the same time soothes the irritated skin. It does not smear and may be washed off with water. It has drying, soothing, astringent, keratoplastic and anti-inflammatory effects. Use it after waxing for preventing, covering or drying inflamed hair follicles. It is also effective for herpes.



DIRECTIONS FOR HOME USE:

- In case of very scaly scalp, wash your hair with Mineral Cleansing Concentrate and leave it on for 20 minutes under a shower cap as a wet pack. Wash it off and rinse the scalp with water mixed with cider vinegar (add 200 ml cider vinegar to 2 l of water). Dry your hair thoroughly and massage a few drops of Scalp Reviving Herbal Toner into your scalp. Use it twice a day even when not washing your hair. Use Mineral Cleansing Concentrate for washing your hair until dandruff disappears.
- Massage a few drops twice a day into the scalp against hair loss or on bald patches. It is advisable to wash your hair with Mineral Cleansing Concentrate and leave it on for 20 minutes under a shower cap as a wet pack before using Scalp Reviving Herbal Toner. If used regularly, it reduces hairloss and promotes hair growth.

HONEY WITH ESSENTIAL OILS, 125 ml

Effects: soothing, cleaning, disinfecting

Organic ingredients: rosemary oil, thyme oil, lavender oil, aniseed oil, eucalyptus oil, pine oil, rose oil, peppermint oil, cinnamon oil, lemon oil, clove oil, marjoram oil

DIRECTIONS FOR BEAUTICIANS:

- Put a few spoonful of it into warm tea in periods of flu, cold and sore throat and offer it to clients.

It is made of 12 essential oils, supplies vitamins and has a regenerating effect. Its disinfecting, soothing, antibacterial, respiratory tract cleaning effects are due to the pine, rosemary, aniseed, eucalyptus, lavender and peppermint oils it contains. If consumed daily in periods of colds, flu and sore throat, it helps to keep healthy.

DIRECTIONS FOR HOME USE:

- It is recommended to take 3-4 teaspoons of it every day after a meal or mixed with warm tea.



HERBAL OIL AFTER WAXING, 125 ml

Usage: after waxing




Effects: calming, epithelising, refreshing

Organic ingredients: corn seed oil, milfoil, marigold oil, Evening primrose oil, rosehip seed oil, lavender oil, peppermint oil

USAGE BY BEAUTICIANS AND AT HOME:

- After waxing, spread gently over the treated surface, thus easily cleaning off any wax residue, leaving the skin feeling smooth and pleasant to the touch.

With Ilcsi Herbal waxing oil you can make waxing easy and problem-free. The waxing oil, which is rich in herbal oils and free from paraffin, soothes the skin with its rosehip seed, milfoil and marigold content and can prevent inflammation of the hair follicles. Its skin matching component is oleic acid, that is fir balm oil, which eases the removal of wax residues from skin. Its peppermint content refreshes and cools, whilst the lavender oil calms the skin and gives it a pleasant scent.



MIX OF ESSENTIAL OILS, 10 ml

Usage: for steamers, vaposons, aroma lamps, evaporators

Effects: aromatiser, disinfectant, cleaning

Organic ingredients: pine oil, lemon oil, aniseed oil, marjoram oil, eucalyptus oil, rosemary oil, cinnamon oil, clove oil, thyme oil, lavender oil, peppermint oil, rose oil

DIRECTIONS FOR BEAUTICIANS:

- Put a few drops into a steamer or vapon. Disinfects and cleans the air, ensures a nice fragrance.

Put a few drops of Mix of essential oils, made with the most effective disinfectant essential oils, into a steamer or vapon. A few drops in an aroma lamp or evaporator will keep the air of the whole room clean and free of germs, in addition to having a pleasant fragrance. In addition to killing germs with these powerful essential oils, it also makes rooms and cars smelling from cigarette smoke more pleasant. It is especially recommended for bedrooms and sick rooms. It is important to use mainly in periods of cold weather and colds, when there is a lack of vitamins.



DIRECTIONS FOR HOME USE:

- Put 4-5 drops into aroma lamps or evaporator at home or in the office.
- You may also use it in your car. To refill it, dilute a few drops with distilled water and pour it into the bottle.





SKIN TIGHTENING DEVICE+ RF
SKIN TIGHTENING DEVICE
AUTOMATIC PULZATING CUPPING DEVICE
MAGNETISER
REVI FACE
THERMO MASK
MINI FACE LIFTING

ELECTRO-COSMETICS IN THE SERVICE OF BEAUTY WHERE TECHNOLOGY MEETS NATURE!

Ilcsi Beautifying Herbs has been developing electro-cosmetic devices as a pioneer ever since the '80s, to assist beauticians in their daily work.

The focus point of our developments – just like in case of our products – has always been problem solving, so that among our devices you can find rejuvenating devices, detoxifying-, circulation boosting devices, muscle training-, firming devices and also devices that help the better absorption of active ingredients. The prices of our devices are set to be accessible to a wide audience, as our aim is that with the help of electro-cosmetics and the technological achievements of our age every beautician should be able to work more effectively and thus improve their services.

The benefits of electro-cosmetics in general:

- Targeted problem solving
- More effective treatments
- Enhanced absorption of active ingredients
- Reduced treatment time
- Service expansion
- Higher profits

USE ILCSI ELECTRO-COSMETIC DEVICES AND EXPAND YOUR SERVICES FOR THE DELIGHT OF YOUR CLIENTS AND TO INCREASE YOUR PROFITS!

TO HELP YOU MAKE THE RIGHT CHOICE, WE GROUPED ILCSI ELECTRO-COSMETIC DEVICES ACCORDING TO THEIR EFFECTS ON THE SKIN.

	REVI FACE	SKIN TIGHTENING DEVICE	SKIN TIGHTENING DEVICE+ RF	MINI FACE LIFTING	MAGNETISER	AUTOMATIC, PULZATIONG CUPPING DEVICE	THERMO MASK
Helps the absorption of active ingredients	•	•	•				
Trans ad firms muscles	•	•	•	•	•		
Firming	•	•	•	•	•	•	
Smoothes wrinkles	•	•	•	•	•	•	
Electro-massage	•			•	•		
Increases metabolism, improves lymph circulation		•	•		•	•	
Helps lose weight			•	•	•	•	
Skin softening Hot pack							•

SKIN TIGHTENING + RADIOFREQUENCY

Effects on the skin:

- increases metabolism
- aids absorption of active agent
- exercises both muscles and cells
- promotes formation and suppleness of collagen and elastin fibres
- smoothes wrinkles
- relaxant, energizer
- improves general condition of the skin (targeting the problems with appropriate materials)
- promotes weight loss
- firms skin

USAGE:

All the treatments available on the appliance are pre-programmed. This solution simplifies the handling of the machine, whilst its settings offer a wider range of user possibilities for different skin types and sensitivities. The standard configuration of the appliance includes 3 heads:

1. Combined head for face (interference and radial ultrasound),
2. Combined head for body (interference and radial ultrasound),
3. Bipolar radio frequency operating head.

And Optional: Eye area interference operating head, Built, muscle exercising, interference electrode

The appliance automatically recognises the operating heads and, following recognition, it offers those treatment programmes that the given head can carry out, thus its use is very simple. The machine switches off at the end of the programme.

This device is the more advanced version of earlier skin firming appliances, (which used the combined effect of ultrasound with interference current). It has been expanded to allow the use of radio frequency treatments as well. Through its use, we can achieve improved circulation and better metabolism, whilst its regular usage stimulates the working of fibroblasts and reduces the amount of unwanted fat. It is perfect for cellulite treatments as well.

Radio frequency head

Radio frequency treatment is considered a new type of treatment in the beautician profession. Its effect competes with that of non-ablative lasers, it gives an immediate, visible result. The radio frequency head of our appliance is bipolar. Under the head, due to the cubic capacity of the treatment, which is determined by the distances between its electrodes, and as a result of the current being used, an intensive, tissue warming is brought about. The intensive tissue warming varies in the different tissue types (it is influenced by water content), what's more reflection, possibly a static wave may occur along the borders between tissue types. The amount of warming is naturally affected by the density of energy used, which in our case we have defined in three, distinct values, which means three adjustable operating programmes.

Through the treatment, it is the treated person's endurance which determines which setting we use.



SKIN TIGHTENING DEVICE

Effects on the skin:

- increases metabolism
- helps the absorption of active ingredients
- exercises muscles and cells
- promotes the production of collagen and elastin fibres and improves their elasticity
- smoothes wrinkles
- relaxes and energises
- enhances the condition of the skin in general (with preparations suitable for a problem)

DIRECTIONS FOR USE:

It contains four different kinds of electrodes, which may be used according to the purpose of the treatment. The interference current is effective for exercising muscles, slimming, isometric effect, firming and improving elasticity based on the frequency applied. Interference also works the deeper lying muscles and does not involve the feeling of electricity on the skin. This is why it is a favourite of clients. The strength of interference should be set so that the client has a pleasant electric feeling. Do not use oily products as they have an insulating effect and in this way prevent muscle training. Ultrasound treatment helps the absorption of active ingredients in the deeper layers of the skin and produces a spectacular firming, lifting and regenerating effect. Its advantage is that it may also be used with oily products effectively.

Face electrode

You can apply interference and ultrasound together or separately by using the face electrode. By using interference, you can achieve slimming at low frequency, elasticity improvement at medium frequency and muscle building at high frequency (max. 20 on the face). Use gels and serums with interference; if you wish to work lipids into the skin, use the ultrasound. Set the ultrasound for 26%.

The device is unique in that it enables you to apply ultrasound and interference together or separately and thus work active ingredients into the skin and exercise muscles at the same time. You can switch on/off the device by pressing the green button. During this both potentiometers are to be set to "0". You can start operating it by pressing the red button. On the right there is a connection for the electrodes and a digital display indicating the strength of the ultrasound and interference in percentages. The lens of the ultrasound is found in the middle of the face and body electrodes, surrounded by the contact elements of the interference current.

Body electrode

The ultrasound lens can work at the maximum level and the interference can exercise the muscles forcefully in case of skin problems of various shapes and structures. It delivers quick and impressive results in case of treatment series of cellulite, stretch marks, loose belly and when firming thighs or treating the back and the bottom. The ultrasound may be set at 50-75% and interference according to the tolerance of the client.

Eyes electrode

You can carry out only muscle training around the eyes using interference. Interference may be used (with oil-free products) for treating wrinkles, swellings, the orbicularis oris muscle of the mouth and the deep lines by the nose and around the lips.

Muscle training electrode

The muscle training electrode is a four-stranded cable ending in an electrode covered with electrically conductive rubber. It has to be placed and fixed in line with the rules applicable to the development of interference. It may be used for exercising the belly, swollen knees, ankles etc. You can apply circulation boosting gels under the electrodes and cover the skin together with the electrodes with cling film.



AUTOMATIC PULSATING CUPPING DEVICE

Effects on the skin:

- detoxifies
- unlocks lymph
- increases metabolism
- has a lifting effect
- smoothes out the skin

DIRECTIONS FOR USE:

It is effective for lifting, anti-wrinkle, stria and cellulite treatment. Always start the massage with detoxification. The bell jars only differ in size; you can select the most suitable according to the size of the surface to be treated.

Detoxification

You can apply it both on face and body. For unlocking lymph, use grades 3-4 of the device and carry out the massage symmetrically, always in the direction of the lymphatic vessels. Detoxification should last for one-third of the whole massage.

After detoxification use it according to the purpose of the treatment as follows.

Lifting and anti-wrinkle treatment

The treatment has two phases: first perform a lifting massage on grade 6-8 (from down to top or from the wrinkle outwards) to refill the face, and then work directly on the wrinkles on grade 10.

Striae treatment

Carry out massage directly on the striae, moving back and forth, using the smallest anti-wrinkle bell jar on grade 10.

Cellulite treatment

Rolls of fat may be loosened on grade 6-8. Use the largest bell jar.

It includes bell jars of 4 sizes (2 for each size) and a Y-shaped silicone tube. The Start/Stop button, the control buttons for the pulse (rate) and a connection for the silicone tube are found on the front cover, while the switch of the device is on the back cover. The device carries out sucking and pressing movements 200 times automatically, which prevents haematoma and other injuries and you do not need to exert force and in this way are able to undertake several treatments a day. The bell jars of different sizes are suitable for face, cleavage and body treatment, vacuum massage, anti-wrinkle, cellulite and striae treatment as well as reducing oedema around the eyes. As a result of vacuum, lymph and blood circulation is stimulated, oxygen supply of the cells is improved and the intensive exercise enhances the elasticity and amount of collagen fibres. Always use some slippery product (e.g. oil) for cupping to make the treatment pleasant. Make sure that the bell jar fits the surface of the skin completely, otherwise there is no vacuum!



MAGNETISER

Effects on the skin:

- improves lymph circulation
- detoxifies
- reduces swellings and oedema
- exercises muscles
- soothes
- relaxes
- firms

DIRECTIONS FOR USE:

It may be used with or without active ingredients. If you use a skin care product, cover the surface with cling film after you have applied it. You are able to perform detoxifying massage using the magnetiser. It should be carried out with intermittent frequency, before applying an active ingredient or before an extraction treatment. Place the electrode plates into a wet casing and attach one of them to the client, the other to yourself. Your hand and the client's body have unlike charges, thus you can perform slow, symmetric movements and massage in the direction of the lymphatic vessel to remove toxins and eliminate oedema. It is important to carry out the massage in the direction of the lymphatic vessels whether you apply it on the face or on the body. Detoxification should last for one-third of the whole massage. In an extraction treatment or if you wish to work with an active ingredient afterwards, switch off the device after the detoxifying massage and then use it again at the end of the treatment with rapid frequency. At rapid frequency apply smoothing movements or circular, whirling massage on problem areas, which affect the connective tissue, wrinkles, tense and contracted muscles and relax.

Using the so-called Tesla current, the device enables you to perform electro-magnetic treatments. Due to its various frequencies it is possible to use for detoxification but it is also able to create beating and pumping effects either on the skin's surface or deeper without the client feeling any electricity. There are two buttons on the front cover. The left one is for changing amperage and the right (FRQ) is for changing the frequency. Flashing of the LED indicates the frequency applied. The magnetiser has three parts: the body of the device, connector to battery recharger and two electrodes. It can only be recharged using a battery and can only be switched on when disconnected from electricity. Recharging takes at least as much time as the length of the treatment. On the front cover there are buttons for changing the frequency and intensity, a LED indicating frequency and a plug-in for the electrodes. When using the device, vinyl gloves must be worn. When switching on the device, a strong, pulsating electrostatic field is created between the hands of the beautician and the client. The client can feel it only when the beautician touches her/his skin with moving hands. It has to be ensured that the body of the client and the hands of the beautician are completely dry during the treatment, as the development of the static field is prevented by moisture or sweat. Therefore it is advisable to use talcum powder on the cling film over the surface treated from time to time!

Warning: when the device is connected to the mains supply, it does not operate due to safety reasons. When using the device, vinyl gloves must be worn.



REVI FACE

Effects on the skin:

- helps the absorption of water-soluble products
- increases metabolism
- improves hydration of the skin
- relaxes
- smoothes wrinkles

DIRECTIONS FOR USE:

It contains bar and thorny electrodes but a face mask and a pencil electrode for acupuncture are also available if ordered.

Bar electrode

One of the two-branched electrodes ending in forceps is red (the active electrode) and the other is black (the inactive electrode). Change the active and inactive electrodes based on the signal of the control light according to the polarity of the active ingredient! (Signal of control light = active electrode) You can use the bar electrodes for electric massage only with alternating current. Place both bars in wet intermediary and put the black one into the right hand of the client and attach the other to your skin. Do not use any oily creams for electric massage, because they have an insulating effect. Work with water-soluble gels, serums or whip moisturisers. During massage dip your hands in a toner, medicinal water or tea, so that they are more slippery and conduct electricity more effectively. You can increase the absorption of active ingredients by using direct current but always add some revitalising current too to make the treatment more pleasant. Place the black bar electrode with some wet intermediary into the client's right hand. Place a wet cotton wool swab at the end of the red forceps and turn the button on the right in the direction of the polarity suitable for the active ingredient you are using. Acidic gels or serums are worked into the skin by negative polarity, while the positive one helps moisturising with herbal teas or medicinal water. You can carry out desincrustation with a 3% solution of sodium bicarbonate with the negative polarity of the active electrode.



It may be used with both direct current (voltaic) and alternating current ("revi") and also by combining the two. The button for increasing the alternating (revi) current is found on the left side of the front cover, while the button for the direct (voltaic) current is on the right. "0" is in mid position and turning it right you increase the positive charge, while turning it left you increase the negative charge. The device uses extra-low voltage and therefore does not involve safety risks.

Thorny electrode

By using the thorny electrode and applying interrupted touches the skin-muscles on the surface can be exercised. It may be used for smoothing out wrinkles, reducing the swellings and inflammation after an extraction treatment, for healing wounds or scars and reducing the resistance of the skin. This „thorny massage“ refills the body with energy and thus is suitable for treating tired limbs and fatigue fever. You can also use it on scaly scalp and in case of hair loss. Set the direct current for „0“ and only use alternating current.

Electrodes and accessories available on request

Pencil electrode for acupuncture

It may be used for anti-wrinkle treatment. In this case the bar electrode may be attached to the inactive cable end.

Face mask

There are two electrode plates at the end of the active (red) cable, which are placed in the pockets of the face mask and the rod electrode is attached to the inactive cable. Make sure that the surface of the inactive electrode is 20% larger than the one of the active electrode.

THERMO MASK

Effects on the skin:

- boosts circulation
- softens the skin
- improves metabolism
- helps the absorption of active ingredients
- relaxes

DIRECTIONS FOR USE:

The Thermo Mask is used for softening the skin and as a heating pad for active ingredients.

Softening the skin

Apply the active ingredients to the skin in abundance, and cover with a thick wet cloth with holes at the eyes. Place dry cotton pads on the eyes. Place the mask on the face, fix with the fastener and switch it on. If used for softening, it may be used at maximum heat. As a result of applying heat and a wet cloth, poultice effect develops under the mask, dilating the pores and enabling to cleanse the area more easily. After 15-20 minutes, switch it off and remove from the face of the client.

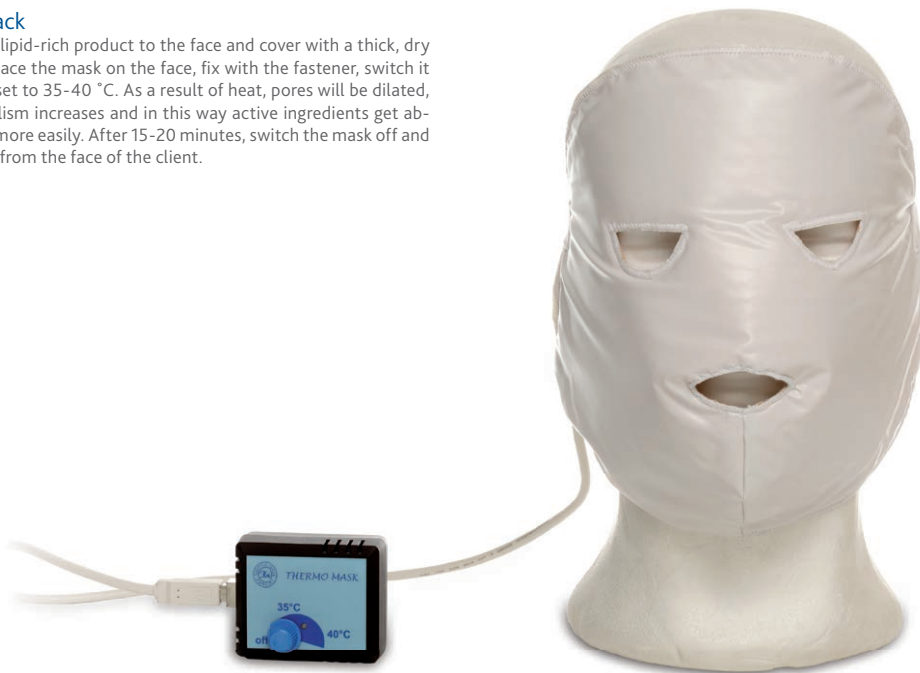
Hot pack

Apply a lipid-rich product to the face and cover with a thick, dry cloth. Place the mask on the face, fix with the fastener, switch it on and set to 35-40 °C. As a result of heat, pores will be dilated, metabolism increases and in this way active ingredients get absorbed more easily. After 15-20 minutes, switch the mask off and remove from the face of the client.

It has two parts: a mask and a supply and control unit. On the latter there is a LED to indicate when the machine is operating. The mask may be heated to 35-40 °C in about 3 min. Always place on the face when cold and switch it on only then. It may be fixed using a hook and loop fastener (velcro).

Warning

Ensure that no cream, gel or other products touch the PVC coating of the mask, which may be disinfected with a cloth soaked in disinfectant. Any cleaning or maintenance can only be performed when the equipment has been unplugged.



MINI FACE LIFTING

Effects on the skin:

- boosts circulation
- helps the absorption of active ingredients
- relaxes and energises
- reduces the inflammation of the skin
- trains and firms muscles

DIRECTIONS FOR USE:

It contains three kinds of electrodes, which may be used according to the purpose of the treatment.

Thorny electrode

On the brush-like head a different pole belongs to each needle ("thorns"), therefore a connection is established between the needles when they touch the skin. By interrupted touches the skin-muscles on the surface can be exercised. It may be used for smoothing out wrinkles, reducing the swellings and inflammation after an extraction treatment, for healing wounds or scars and reducing the resistance of the skin. This "thorny massage" refills the body with energy and thus is suitable for treating tired limbs and fatigue fever. You can also use it on scaly scalp and hair loss.

Bar electrode

Prickling massage

Place both bars in wet intermediary and put one of them into the client's hand and attach the other to your skin. Use it on continuous frequency! Do not use any oily creams for electric massage, because they have an insulating effect. Work with gels, serums or whip moisturizers. During massage dip your hands in a toner, medical water or tea, so that they are more slippery and conduct electricity more effectively. Massage the skin gently with your fingers in circular movements, as it boosts blood circulation, it helps the absorption of the active ingredients and refills the client with energy.

Relaxing effect

Place both bars in wet intermediary and put both of them into the client's hand. Set the device to continuous frequency (isometric frequency), and slowly add intensity, until the client feels the presence of electricity. (It is important that we work with the presence of electricity and not with its force!) If you massage like this at the end of the treatment you can also use oily creams!

Due to its alternating current and changeable frequency and various electrodes, this device may be used in numerous ways in a salon. It needs a 9 V battery and using the peg at the back you can attach it to your or the client's clothes and do not have to hold it in your hands during the treatment. There are two buttons on the upper side. The left one is for changing amperage and the right (FRQ) is for changing frequency. Flashing of the LED indicates the frequency applied.

Electrode plate

The electrodes may be attached to the surface to be treated with rubber bands. The two plates have to be placed in wet intermediary before the treatment and have to be disinfected after the treatment.

The electrode may be used for training muscles. Amperage should be set in accordance with the tolerance of the client and frequency in accordance with the purpose of the treatment. Use slow pulsating frequency for slimming treatment, rapid pulsation for improving elasticity and continuous frequency for muscle building and firming (in this case the control led is continuously on). The length of treatment should be at least 20 minutes. Muscle building and firming requires the highest number of treatments: you can only achieve results if you repeat the treatment every day.

Lifting massage

Place one of the electrodes into the client's hand and attach the other to your skin. For the lifting massage use gels or serums. Set the frequency to rapid pulsation for 2/3 of the massage. Adjust the intensity on a large surface with your palms open. The massage should be performed perpendicular to the muscles on the treated surface. For 1/3 of the massage use the isometric frequency, once again the intensity should be adjusted on a large surface with your palms open.

The biophysical characteristics of the skin

In order to understand the impact of electro-cosmetic therapy on the skin you have to be familiar with two factors defining the biophysics of the skin.



THE BIOPHYSICAL CHARACTERISTICS OF THE SKIN

In order to understand the impact of electro-cosmetic therapy on the skin you have to be familiar with two factors defining the biophysics of the skin.

THE PIEZOELECTRIC PROPERTIES OF THE SKIN

Piezoelectricity is an electric phenomenon whereby certain crystals generate electric potential in response to mechanical stress or change their shape (expand or shrink) in response to electricity. The skin forming keratin, elastin and collagen have crystalloid structure, therefore in response to pressure, strain, torsion or kneading they produce electric charge and vice versa, they change their shape in response to electricity. Besides skin, tendons, muscles, bones, teeth, hair and internal organs also have this characteristic. The piezoelectric property of the skin explains why massage is beneficial to the skin and why using electricity increases the efficiency of treatments.

THE SKIN AS A TRANSISTOR

The skin is surrounded by an electro-magnetic field, changed by energies exerting an effect on it. If one communicates some kind of energy (heat, light, sound or magnetism) to the skin, it transforms electromagnetic radiation of various wavelengths into bio-electricity with the help of the semiconductors (Si, Ge, S, Se) it contains, which it is then able to utilise.

These two features of the skin explain why you are able to achieve such good and impressive results in salons, using light, heat, ultrasound, magnetism and electricity. The efficiency of electro-cosmetic therapy depends on the electrical resistance of the skin. The strongest resistance of the skin is offered by the stratum corneum, which, if thickened, even resists considerable electric potential. Thus it is always important to apply abrasive or keratolytic products before treatment, so that you are able to use the weakest current intensity possible for a good result.





TREATMENT OF SENSITIVE SKIN
TREATMENT OF SENSITIVE SKIN
AFFECTED BY ACNE
REGENERATING TREATMENTS
ANTI- WRNKLIE TREATMENTS
BODY TREATMENTS

TREATMENTS

With the Ilcsi products every beautician can use their creativity and professional knowledge, the guidelines of the treatments are not set in stone. Having mastered the basic treatment guidelines, everyone can complete their own, personalised treatment methods, according to the needs and skin types of their clients.

Ilcsi inspires, the beautician creates!

In the following pages we are going to demonstrate a few basic treatment courses, so that you will be able to effectively choose the appropriate products and electro-cosmetic treatments for the most common skin problems.

Naturally all of these treatment courses can be extended and adapted to the client's needs, as the uniqueness of the Ilcsi products lies in the personalised treatment courses. They can easily be altered into extraction treatments as well. Our aim was to suggest a possible way of treatment for the different skin problems.

Use all the possibilities that lie in the Ilcsi product range, create treatments that will bring the best and most effective solutions to your clients.

The treatment time and quantities listed below are estimates and can vary depending on the size of the treated area.

For more information on the usage and effects of the products and on the electro-cosmetic devices please contact our distributor in your country for the different training possibilities.



TREATMENT OF SENSITIVE, IRRITATED SKIN PRONE TO ALLERGY

The most effective solution to the irritated skin prone to allergy is the Sensitive Extra product line, so that not even allergy sufferers will have to give up on the treatments offered by natural cosmetics. Thanks to their main organic ingredients – plantain and yarrow – Sensitive Extra products are highly nourishing and hydrating. The aucubin content of plantain ensures its pore tightening effects, while the flavonoids in yarrow are effective scavengers of free radicals. Due to their high Vitamin C content these products have soothing, anti-inflammatory and vascular strengthening effects. At the end of this treatment the skin becomes smooth, firm and hydrated with a healthy glow.

PROCEDURE	PRODUCTS	QUANTITY	TIME
Cleansing	Sensitive Extra Cleanser	2 ml	2 min.
Toning	Sensitive Extra Toner	2 ml	2 min.
Peeling	Sensitive Extra Treatment and Peeling	3 ml	3 min.
Applying active ingredients	Sensitive Extra Gel Cream	5 ml	12 min.
Massage	Sensitive Extra Gel Cream	5 ml	20 min.
Nourishing	Sensitive Extra Treatment and Peeling	5 ml	10 min.
Finish	Sensitive Extra Gel Cream	2 ml	2 min.
			51 min.



TREATMENT OF SENSITIVE, IRRITATED SKIN PRONE TO ROSACEA

The treatment of the sensitive, irritated skin prone to rosacea has two main steps. The first one is the removal of the accumulated stagnant blood due to the rosacea. The best solution for that is the use of products that enhance blood circulation. This is followed by the soothing of the skin, which can be achieved with the Rose Hip product line. Thanks to its high Vitamin C content rose hip not only soothes the skin, but also has vascular strengthening effect, which is essential in the treatment of skin prone to rosacea.

PROCEDURE	PRODUCTS	QUANTITY	TIME
Cleansing	Apple & Lemon Cleanser	2 ml	2 min.
Toning	Rose Hip Toner	2 ml	2 min.
Peeling	Rose Hip & Maize Exfoliating Mask / AHA Fruit Pulp Treatment + Paprika Herbal Treatment+ Rose Hip Serum	5 ml / 5 ml és 8 ml és 2 ml	6 min. / 45 min.
Electric massage	Rose Hip Gel Mask	3 ml	5 min.
Massage	Rose Hip Whip Moisturizer	5 ml	20 min.
Nourishing	Vitamin C Tomato Mask	5 ml	10 min.
Finish	Mattifying Concealer Serum, Ichtyolic concealer	2 ml	2 min.
			47 / 79 min.

TREATMENT OF SENSITIVE SKIN PRONE TO INFLAMMATION AND ACNE

This type of sensitive skin occurs mostly during puberty. The best results can be achieved by the three-week course of AHA Fruit Pulp Treatment – Paprika Herbal Treatment. This can be followed by the below treatment, naturally extended into an extraction treatment if needed. The Sulphuric and Ichthyolic products used in this treatment not only normalise the sebum production, but also have anti-inflammatory effect. With their regular use your clients can say goodbye to their skin problems.

PROCEDURE	PRODUCTS	QUANTITY	TIME
Cleansing	Apple & Lemon Cleanser	2 ml	2 min.
Toning	Sulphuric Toner	2 ml	2 min.
Peeling	Sulphuric Exfoliating Mask	5 ml	6 min.
Electric massage	Sulphuric Serum	3 ml	5 min.
Nourishing	Herbal & Honey Gel Mask	5 ml	10 min.
Astringent treatment	Ichthyolic Herbal Treatment	5 ml	15 min.
Moisturizing	Sulphuric Moisturizer	2 ml	2 min.
Finish	Mattifying Concealer Serum, Ichthyolic concealer	2 ml	2 min.
			44 min

TREATMENT OF LOOSE PORE SKIN AFFECTED BY ACNE

For the treatment of the loose pore and acne prone skin the Apple & Lemon product line is excellent. These products intensely nourish and nurture the skin. This treatment tightens the pores, the skin matte and moisturised. The high moisture, Vitamin B and C content of apples is beneficial for the seborrhoeal skin, while thanks to the high Vitamin C and citric acid content of lemon, they have antioxidant, brightening effects, so this product line can even be used to treat hyper-pigmentation.

PROCEDURE	PRODUCTS	QUANTITY	TIME
Cleansing	Apple & Lemon Cleanser	2 ml	2 min.
Toning	Apple & Lemon Toner	2 ml	2 min.
Peeling	Rose Hip & Maize Exfoliating Mask	5 ml	6 min.
Electric massage	Apple & Lemon Gel Mask	3 ml	5 min.
Massage	Apple & Lemon Whip Moisturizer	5 ml	20 min.
Magnetiser	with the leftover moisturizer from the massage	5 ml	10 min.
Finish	Mattifying Concealer Serum	2 ml	2 min.
			47 min.



BRIGHTENING TREATMENT

The first step of treating hyper-pigmentation is the brightening treatment during autumn. The most effective tools for getting rid of the unwanted pigment spots are the products that contain stonecrop, cucumber, parsley, apple and lemon. This should be applied as a course of treatment, and be sure to call the client back in the spring for preventive treatments.

PROCEDURE	PRODUCTS	QUANTITY	TIME
Cleansing	Apple & Lemon Cleanser	2 ml	2 min.
Toning	Stonecrop Toner – alcohol-free	2 ml	2 min.
Peeling	Sea Sand & Willow Peeling	3 ml	3 min.
Oxygen facial	Cucumber & Parsley Oxygen Treatment Component 1 and 2 + Paprika Herbal Treatment+ Rose Hip Serum	6 ml / 2 ml / 5 ml / 2 ml	10 min.
Applying active ingredients	Fibrous Stonecrop Gel Mask + Fenugreek Anti-wrinkle Serum	5 ml	12 min.
Massage	Stonecrop Whip Moisturizer	5 ml	10 min.
Finish	Aloe Peel-off Mask + Phytoestrogen Massage Oil	2 ml	10 min.
			49 min.

NOURISHING, HYDRATING, REGENERATING OXYGEN TREATMENT

One of the most effective form of regenerating treatments is the hydrating oxygen treatment. As a result, the skin will be boosted with fresh oxygen, that enhances the blood circulation and the metabolism. Fresh oxygen helps the cells to regenerate, this way it counteracts the effects of adverse lifestyle or environmental pollution. Our renewed Sour Cherry & Blackthorn product line has an excellent hydrating effect that is essential for all age groups and skin types; while our Apricot products not only restore hydration, but thanks to their oil content they are beneficial for the oil deficient skin as well.

PROCEDURE	PRODUCTS	QUANTITY	TIME
Cleansing	Sour Cherry & Blackthorn Cleanser	2 ml	2 min.
Toning	Sour Cherry & Blackthorn Toner	2 ml	2 min.
Peeling	Horsetail & Spinach Exfoliating Mask	3 ml	3 min.
Oxygen facial	Cucumber & Parsley Oxygen Treatment Component 1 and 2 + Paprika Herbal Treatment+ Rose Hip Serum	6 ml / 2 ml / 5 ml / 2 ml	10 min.
Applying active ingredients	Apricot Gel Mask + Elderflower Eye Contour Gel	5 ml	12 min.
Massage	Apricot Whip Moisturizer	5 ml	10 min.
Finish	Carotene Moisturizer	2 ml	2 min.
			41 min.



ANTI-WRINKLE TREATMENT (OVER 20 YEARS OF AGE)

Wrinkles can not yet cause problems in your twenties, however it is time to start the preventive treatments. In this case our Flavonoid Extra product line offers the most effective solution. Flavonoids are powerful antioxidants, they preserve the vitamins, protect and strengthen the barrier functions of the skin. As a result these products are excellent for the preventive treatments.

PROCEDURE	PRODUCTS	QUANTITY	TIME
Cleansing	Sour Cherry & Blackthorn Cleanser	2 ml	2 min.
Toning	Sour Cherry & Blackthorn Toner	2 ml	2 min.
Peeling	Sensitive Extra Treatment and Peeling	3 ml	3 min.
Electric massage	Flavonoid Extra Serum	3 ml	5 min.
Applying active ingredients	Flavonoid Extra Treatment	5 ml	12 min.
Massage	Sour Cherry & Blackthorn Whip Moisturizer	5 ml	10 min.
Finish	Flavonoid Extra Cream, Flavonoid Extra Eye Contour Cream	2 ml	2 min.
			36 min.



ANTI-WRINKLE TREATMENT (OVER 30 YEARS OF AGE)

Over 30 years the skin slowly loses from its water content, and even though only in mild form, but the first wrinkles appear. In addition to age, stress can also leave its marks on the skin, besides moisturising, skin tightening also becomes important. The Rose Petal product line used in this treatment has hydrating, firming effects. The Anti Ageing products, thanks to their wonderful active ingredients, are real "wrinkle-killers".

PROCEDURE	PRODUCTS	QUANTITY	TIME
Cleansing	Rose Petal Cleanser	2 ml	2 min.
Toning	Rose Petal Toner	2 ml	2 min.
Peeling	AHA Whip peeling + Nettle & Algae Treatment	3 ml	3 min.
Electro-cosmetic treatment	Rose Petal Gel Mask + Elderflower Eye Contour Gel	3 ml / 2 ml	5 min.
Massage	Rose Petal Whip Moisturizer	5 ml	12 min.
Thermo treatment	Anti-ageing Lifting Moisturizer + Anti-ageing Eye Contour Cream	5 ml / 2 ml	10 min.
Finish	Massaging the remaining products into the skin	2 ml	2 min.
			36 min.

ANTI-WRINKLE TREATMENT (OVER 40 YEARS OF AGE)

Over 40 years the furrows and wrinkles immerse, the skin loses from its elasticity, age is slowly catching up with us. However, with the below treatment, these processes can be slowed and treated very successfully. The regular use of the Grape Stem Cell product line can take us back in time!

PROCEDURE	PRODUCTS	QUANTITY	TIME
Cleansing	Grape Stem Cell Cleanser	2 ml	2 min.
Toning	Grape Stem Cell Toner	2 ml	2 min.
Peeling	Grape Stem Cell peeling	3 ml	3 min.
Electric massage	Grape Stem Cell Serum	3 ml	5 min.
Applying active ingredients	Grape Stem Cell Gel Mask	5 ml	12 min.
Massage	Grape Stem Cell Moisturizer+ Phytoestrogen Massage Oil	5 ml / 2 ml	20 min.
Finish: Thermo treatment	face: Rich Grape Stem Cell Moisturizer, cleavage: Grape Stem Cell Body Lotion	2 ml / 2ml	2 min.
			46 min.



ANTI-WRINKLE TREATMENT (OVER 50 YEARS OF AGE)

Over 50 years, not only the visible and structural disorders of the skin should be treated, but also the ones caused by the hormonal changes of the body. The mildest treatment for this is the use of phytoestrogen (herbal hormones). Phytoestrogens are not synthetically produced hormones, so they treat hair growth -, pigment - and sebum production problems, caused by hormonal reasons, without side effects.

PROCEDURE	PRODUCTS	QUANTITY	TIME
Cleansing	Grape Stem Cell Cleanser	2 ml	2 min.
Toning	Grape Stem Cell Toner	2 ml	2 min.
Peeling	Horsetail & Spinach Exfoliating Mask	3 ml	5 min.
Applying active ingredients	Skin Tightening Device: Phytoestrogen Mask, + Elderflower Eye Contour Gel	3 ml	12 min.
Massage	Linseed Massage Cream	5 ml	20 min.
Electro-cosmetic treatment	Magnetic massage: Phytoestrogen Moisturizer	3 ml	10 min.
Finish	Rich Phytoestrogen Moisturizer + Fenugreek Eye Contour Cream	2 ml / 2ml	2 min.
			53 min.

CELLULITE TREATMENT

The most important steps of cellulite treatments are detoxification and the boosting of the blood circulation; as the toxins accumulated in the fat cells must be removed, that can be achieved with increased metabolism.

It is recommended to use as a treatment course, with proper diet and sufficient water consumption.

PROCEDURE	PRODUCTS	QUANTITY	TIME
Cleansing	Nettle Cleansing Concentrate with Mini Face Lifting Device	2 ml	5 min.
Electro-cosmetic treatment	Delejező- nyirokúrtés	3 ml	3 min.
Peeling	Rolling radír arcra és testre	10 ml	10 min.
Applying active ingredients	Herbal Cellulite Treatment	5 ml	20 min.
Vacuum massage	Paprika Massage Cream	5 ml	20 min.
Finish	Massaging the leftover creams into the skin	2 ml	10 min.
			68 min.



SLIMMING TREATMENT

This treatment was created for the greatest delight of clients that are on a diet. As a result their weight loss will faster be visible to others and to themselves as well. The key of this treatment lies in the fat burning effect of radio frequency and detoxifying effect of vacuum massage, for which we use products with paprika content.

It is recommended to use as a treatment course, with proper diet and sufficient water consumption.

PROCEDURE	PRODUCTS	QUANTITY	TIME
Cleansing	Nettle Cleansing Concentrate with Mini Face Lifting Device	2 ml	5 min.
Peeling	Rolling Face & Body Exfoliating Mask	10 ml	10 min.
Electro-cosmetic treatment	Radio frequency: ECG gel	5 ml	20 min.
Vacuum-, lymph massage	Paprika Massage Cream	5 ml	20 min.
Finish	Massaging the leftover creams into the skin	2 ml	10 min.
			65 min.

HYDRATING BODY TREATMENT

With this hydrating treatment the skin will become silky and soft. It is excellent in the summer or winter, in between the use of tanning beds or after the use of a sauna. The main product of the treatment is Rose Petal Body Wrap that has a wonderful moisturising and firming effect.

PROCEDURE	PRODUCTS	QUANTITY	TIME
Cleansing	Nettle Cleansing Concentrate with Mini Face Lifting Device	2 ml	5 min.
Peeling	Rolling Face & Body Exfoliating Mask	10 ml	15 min.
Applying active ingredients	Rose Petal Body Wrap	10 ml	20 min.
Massage	Softening Thermal Moisturizer	10 ml	20 min.
Finish	Massaging the leftover creams into the skin		5 min.
			60 min.

TREATMENT OF BREASTS AND CLEAVAGE

For the treatment of the breast and cleavage we chose products that have hydrating, vitamin charging and firming effects. With the electrode plates of the Mini Face Lifting you can exercise the large, flat chest muscle. It is recommended after breast feeding, during dieting or for regenerating purposes.

PROCEDURE	PRODUCTS	QUANTITY	TIME
Cleansing	Sour Cherry & Blackthorn Toner	2 ml	3 min.
Peeling	Rolling Face & Body Exfoliating Mask	10 ml	10 min.
Electro-cosmetic treatment	Rose Petal Gel Mask, Sour Cherry & Blackthorn Gel Mask on the nipples	10 ml / 4 ml	15 min.
Massage	Apricot Whip Moisturizer	10 ml	20 min.
Nourishing treatment, Venus mask	Rich Carrot Mask covered with cling film	10 ml	15 min.
Finish	Flavonoid Extra Cream	5 ml	3 min.
			66 min.

ILCSI PROBLEM SOLVING COSMETICS

Nature provides an abundance of solutions for our everyday needs. That was Aunt Ilcsi's philosophy when she created Ilcsi organic skin care products, so the Ilcsi cosmetics provide a natural solution to all skin problems that can be treated at a beauty salon.

Creativity

Every beautician can use their creativity and professional know-how with Ilcsi products, its treatment guidelines are not carved in stone. Having mastered the basic treatment guidelines, everyone can compile their own, personalised treatment methods, according to the needs and skin types of their clients.

Ilcsi inspires, the beautician creates!

USE THE NATURAL SOLUTION! USE ILCSI COSMETICS!



PRODUCTS FOR SPECIAL SKIN PROBLEMS

Removing make-up and impurities: Apple & Lemon Cleanser, Apple & Lemon toner, Sour Cherry & Blackthorn Cleanser, Sour Cherry & Blackthorn Toner, Sensitive Extra Cleanser, Sensitive Extra Toner, Grape Stem Cell Cleanser, Grape Stem Cell Toner, Rose Petal Cleanser, Rose Petal Toner, Rose Hip Toner, Stonecrop Toner – alcohol free, Mineral Cleansing Concentrate

Skin prone to allergy: Sensitive Extra product line

Skin prone to rosacea: Mineral Cleansing Concentrate, AHA Fruit Pulp Treatment with Paprika Herbal Treatment, Rose Hip Toner, Rose Hip Gel Mask, Rose Hip Serum, Rose Hip Whip Moisturizer, Aloe & Ginkgo Serum, Aloe & Ginkgo Moisturizer, Aloe & Ginkgo Treatment, Yarrow Oil, αβγδ Oil, Nurturing Carotene Moisturizer, Ichthyolic Peel-off Mask, Mattifying Concealer Serum

Skin damaged by sunbathing or solarium: Refreshing Cleansing Concentrate, Fibrous Stonecrop Treatment, Stonecrop Gel Mask, Stonecrop Whip Moisturizer, Soothing Serum, Stonecrop Body Lotion with Aloe

Water deficient skin in deep layer: Phytoestrogen Mask, Phytoestrogen Serum, Sour Cherry Gel Mask, Rowan Sorb Gel Mask, Grape Seed Softening Serum, Sour Cherry Whip Moisturizer, Rowan Sorb Whip Moisturizer, Softening Thermal Moisturizer, Fenugreek Anti-wrinkle Serum, Apricot Gel Mask, Apricot Whip Moisturizer, Grape Stem Cell product line

Stria: AHA Whip Peeling Treatment with Nettle & Algae Treatment, Rolling Face & Body Exfoliating Mask, Herbal Cellulite Treatment, St. John's Wort Eye Contour Cream, St. John's Wort Oil, Sour Cherry & Blackthorn Gel Mask, Sour Cherry & Blackthorn Whip Moisturizer, Quince Gel Mask

Prevention of stria during pregnancy: St. John's Wort Eye Contour Cream, St. John's Wort Oil

Common warts: AHA Fruit Pulp Treatment with Paprika Herbal Treatment, Fibrous Stonecrop Treatment, Stonecrop Gel Mask, Stonecrop Whip Moisturizer, Stonecrop Body Lotion with Aloe

Inflamed hair follicles: Mineral Cleansing Concentrate, AHA Fruit Pulp Treatment with Paprika Herbal Treatment, AHA Whip Peeling Treatment with Nettle & Algae Treatment, Rose Hip & Maize Exfoliating Mask, Rose Hip Toner, Rose Hip Serum, Rose Hip Whip Moisturizer, Sulphuric Toner, Sulphuric Serum, Sulphuric Cream, Mattifying Concealer Serum (with some drops of Yarrow Oil), Ichthyolic Concealer

Lichen pilaris (small spots on the legs and arms or along the bikini line as hair cannot protrude the surface of the skin): Mineral Cleansing Concentrate, AHA Fruit Pulp Treatment with Paprika Herbal Treatment, AHA Whip Peeling Treatment with Nettle & Algae Treatment, Sulphuric Serum, Sulphuric Cream, AHA Yoghurt Peeling Treatment

Dry, chapped and rough hands and feet, elbows and heels: Mineral Cleansing Concentrate, AHA Whip Peeling Treatment with Nettle & Algae Treatment, AHA Yoghurt Peeling Treatment, Potato & Helianthus Massage Milk, Linseed Massage Cream, Softening Thermal Moisturizer, Hand & Foot Calendula Cream, Ichthyolic Softening Cream, αβγδ Oil, Aloe Body Lotion with Stonecrop, Rose Petal Body Lotion, Rose Petal Body Wrap, Honeydew Body Lotion, Flavonoid Extra Body Lotion, Grape Stem Cell Body Lotion, Sensitive Extra Body Lotion

Extremely dry skin because of diabetes: Nettle Cleansing Concentrate, Horsetail & Spinach Exfoliating Mask, Potato & Helianthus Massage Milk, Rich Linden Blossom Moisturizer with Calendula

Tired legs or skin prone to varicose veins: AHA Whip Peeling Treatment with Nettle & Algae Treatment, Horse Chestnut Varicose Vein Cream, Revitalizing Paprika Body Lotion

Spider veins: AHA Whip Peeling Treatment with Nettle & Algae Treatment, Blackthorn Gel Mask, Blackthorn Toner, Blackthorn Whip Moisturizer, Aloe & Ginkgo Serum, Horse Chestnut Varicose Vein Cream, Revitalizing Paprika Body Lotion, Stonecrop Moisturizer with Aloe

Wrinkled neckline: Rolling Face & Body Exfoliating Mask, Rich Carrot Mask, Grape Stem Cell Serum, Grape Stem Cell Moisturizer, Anti-ageing Lifting Moisturizer, Rich Phytoestrogen Moisturizer, Anti-ageing Eye Contour Cream, Fenugreek Eye Contour Cream, Fenugreek Anti-wrinkle Serum, Plaster for Venus Mask, Flavonoid Extra Cream

Itchy skin prone to psoriasis: Mineral Cleansing Concentrate, Sulphuric Toner, Mahonia Toner, Softening Thermal Moisturizer, Sulphuric Cream, Ichthyolic Softening Cream

Skin prone to eczema: Mineral Cleansing Concentrate, Sulphuric Toner, Sulphuric Serum, Sulphuric Cream, Ichthyolic Softening Cream

Prevention of rashes because of shaving: Mineral Cleansing Concentrate, Rose Hip Toner, Rose Hip Serum, Herbal Spot Serum, Ichthyolic Concealer

Oedema on face and body: Quince Gel Mask, Fenugreek Eye Contour Cream, on body: Horse Chestnut Varicose Vein Cream,

Circles round the eyes: Sour Cherry Gel Mask, Sour Cherry Whip Moisturizer

Lip care: Kiss Balm

Fragile hair ends: Calendula Oil, $\alpha\beta\gamma\delta$ Oil

Nail care: St. John's Wort Oil, $\alpha\beta\gamma\delta$ Oil

Skin and nail fungus: Fungus Stop Serum

Prevention of flu: Honey with Essential Oils, Mix of Essential Oils

Dry and sore nose: Fenugreek Eye Contour Cream, St. John's Wort Eye Contour Cream, Carotene Moisturizer

Insect bites, smaller wounds, burns: Aloe & Ginkgo Serum, Stonecrop Gel Mask, Soothing Serum, Stonecrop Body Lotion with Aloe

Oily scalp: Mineral Cleansing Concentrate, Sulphuric Toner

Scaly scalp: Mineral Cleansing Concentrate, AHA Whip Peeling Treatment with Nettle & Algae Treatment, Mahonia Toner, Scalp Reviving Herbal Toner

Itchy scalp prone to psoriasis: Mineral Cleansing Concentrate, AHA Whip Peeling Treatment with Nettle & Algae Treatment, Sulphuric Toner, Mahonia Toner

Hairloss: Mineral Cleansing Concentrate, Scalp Reviving Herbal Toner

Baldness: Phytoestrogen Mask with Nettle & Algae Treatment, Nettle Cleansing Concentrate, Scalp Reviving Herbal Toner

Skin prone to cellulite: Nettle Cleansing Concentrate, Rolling Face & Body Exfoliating Mask, Herbal Cellulite Treatment, Nettle & Algae Treatment, Hot Paprika Body Treatment, Revitalizing Paprika Body Lotion, Paprika Massage Cream

Wrinkled skin: Grape Stem Cell product line, Flavonoid Extra product line, Rose Petal product line, Fenugreek Eye Contour Cream, St. John's Wort Eye Contour Cream, Anti-ageing product line, Fenugreek Anti-wrinkle Serum, Elderflower Eye Contour Serum, Vitalizing Elderflower Cream, Anti-wrinkle Liposomal Serum, Naseberry AHA Moisturizer, Sour Cherry Gel Mask, Sour Cherry Whip Moisturizer, Rowan Sorb Whip Moisturizer, Quince Gel Mask, AHA Fruit Pulp Treatment, Paprika herbal Treatment

Stressed, tired, pale skin: AHA Fruit Pulp Treatment, Paprika Herbal Treatment, Rose Hip Serum, Flavonoid Extra Mask, Flavonoid Extra Serum, Blackthorn Gel Mask, Blackthorn Whip Moisturizer, Flavonoid Extra Cream, Sour Cherry Whip Moisturizer, Sour Cherry Gel Mask



ACTIVE INGREDIENTS IN PLANTS

ACTIVE INGREDIENTS IN PLANTS

ACTIVE INGREDIENTS IN PLANTS

Our great-grandmothers knew that the solution to epithelial injuries is calendula cooked in pig fat, to inflammation of the skin and other inflammation it is yarrow, to washing and softening skin it is soapwort, while tired skin needs cucumber and tomato. They knew and used the wonderful resources of nature based on word of mouth and experience and did not research the active ingredients of plants.

Today's requirements are higher and therefore science has identified a wide range of active ingredients in plants. Professionals nowadays have to be aware of the significance of flavonoids, essential oils, vitamins, trace elements, phytoestrogens, fruit acids, minerals, mucilage, tannins, pectins etc.

On the following pages you can see which plants with which beautifying active ingredients (according to the literature), are used for the Ilcsi organic skincare products.

LIST OF LITERATURE

Author	Title	Publishing House	Year of Publication
Dr. János Zelenyák	The effects and uses of herbs	Dr. Zelenyák János	1908
Dr. Raymund Rapaics	The Hungarian fruit	Királyi Magyar Természettudományi Társulat	1940
Dr. Andor Oláhr	The pharmacy of nature	Kossuth kiadó	1987
István Ferencsik	The food of the natural way of life	Biográf Kiadó	1991
Dr. Aladár Béla Varró	Face and body care with herbs	Székeley nyomda és könyvkiadó vállalat	1938
Grau/Jung/Münker	Berries, wild vegetables and herbs	Magyar Könyvklub	1996
Béla Makay	Healing handbook with herbs	Kötet Kiadó	1994
Dr. Jenő Bernáth	Herbs and aromatic plants	Mezőgazda Kiadó	2000
Dr.Rácz/Dr.Laza/Dr.Coiciu E.	Herbs and aromatic plants	Ceres könyvkiadó	1972
Béla Makay	Healing with herbs	Tóth könyvkereskedés és kiadó Kft	1990
Dr. László Pokorny	Healing herbs	Mentor Kiadó	2000
Dr. Péter Solymosi	Healing Herbs	Fidak Bt.	1993
Pál Biegelbauer	Healing Fragrances, Aromatherapy	Bioenergetic	1995
Michael Castleman	Herb Encyclopedia	Esély Kiadó	1991
Dr. Aladár Béla Varró	Healing effects of herbs – Herbal medicines	Novák Rudolf és társa Tud. (rég. kiad)	-
Gábor Rácz	Herbs, the basics of phytotherapy	Sanitas Természettud. Alapítvány	1992
Miklós Soltész	Knowledge and uses of fruits	Mezőgazda Kiadó	1998
Dr. György Bálint	Orchard	Mezőgazdasági Kiadó	1972
Dr. Johannes Gottfried Mayer	Monastic therapy	Magyar Könyvklub	2004
Gergely Márk	Book of Hungarian roses	Mezőgazda	2004
M. Platen	The new therapy, Volume 1.	Schroeter H. L.	-
M. Platen	The new therapy, Volume 2.	Schroeter H. L.	-
Pál Csepregi – János Zilai	Knowledge and uses of grape	Mezőgazdasági Kiadó	1988
Mark Blumenthal	The Complete Medicinal HERBAL	Key Porter Books	1993
Dr. Jenő Bernáth	Cultivated and wild growing herbs	Mezőgazda Kiadó	1993

Aloe (*Aloe arborescens* Mill.): mucopolysaccharides (acemannon), amino acids, bitter principles (aloin), anthraquinones, fatty acids (cholesterol, campesterol, β -sitosterol), magnesium-lactate, minerals, polypeptides, salicylic acid, trace elements and vitamins

Aniseed (*Pimpinella anisum* L.): essential oil (anethole, methyl chavicol, anisaldehyde, anisic ketone, anisic acid) fatty oil, protein, sugar

Apple (*Malus x domestica* Borkh.): fibres, carbohydrates, malic acid, vitamin C, vitamin B, potassium, calcium and phosphorus

Apricot (*Prunus armeniaca* L.): sugar, fruit acids, beta-carotene, minerals (K, Ca, S), flavonoids (quercetin), vitamins (A, C, niacin, folic acid)

Bearberry (*Arctostaphylos uva-ursi* L.): phenol glycosides (arbutin, methyl-arbutin), free hydroquinone, tannin, ursolic acid, uvaol-alcohol, essential oil, minerals

Black currant (*Ribes nigrum* L.): the leaves contain flavonoids, tannins, organic acids, vitamin C, anthocyanins, essential oil and the berries contain sugars, minerals (K, Mg, Fe), organic acids, vitamins (C, P, B1, B2) and carotene

Black hollyhock and high mallow (*Alcea rosea* var. *nigra* L., *Malva sylvestris* subsp. *mauritiana* L.): mucilage, anthocyanins (malvidin), tannins

Black locust (*Robinia pseudo-acacia* L.): lectins (toxic active ingredients), essential oil (linalool), robinin- and akaciin-glycoside, robigenin-campherol, heliotropin, aromatic compounds, robin, phitohemagglutinin, akaciin

Blackthorn (*Prunus spinosa* L.): flavonoids, procyanidins, tannins, organic acids, sugars, vitamins (B1, B2, C)



Calendula (*Calendula officinalis* L.): flavonoids, carotenoids, saponins, triterpenes, essential oil, mucilage, vitamin E

Carrot (*Daucus carota* ssp. *carota*): crude fibre, crude fat, protein, saccharose, glucose, fructose, carbohydrate, carotene, vitamins (E, B1, B2, niacin, pantothenic acid, H, C), minerals (Na, K, Ca, Mg, Fe, P, Zn); young roots contain lutein, violaxanthin, anteraxanthin, lycopene

Castor oil plant (*Ricinus communis* L.): fatty oil (ricinoleic acid, oleic acid, stearic acid, linoleic acid ester, unsaturated fatty acid esters), the alkaloid ricinine and the toxic protein ricin

Cinnamon (*Cinnamomum zeylanicum* Presl): essential oil (cinnamaldehyde, eugenol, benzaldehyde, camphor), tannin, sugars, starch, mucilage

Clematis (*Clematis vitalba* L.): proto-anemonin, triterpene saponins

Clove tree (*Caryophyllus aromaticus* L., *Eugenia caryophyllata* L.): the flower buds contain essential oil (eugenol, eugenyl acetate, alfa- and beta caryophyllene, methylamine-ketone), tannins, resin, mucilage, fat, wax

Coltsfoot (*Tussilago farfara* L.): mucilage, flavonoids, triterpene derivatives, pyrrolizidin-alkaloids (senkirkine, tussilaglin)

Common flax (*Linum usitatissimum* L.): fatty oil (linoleic acid, linolenic acid, phytosterols), mucilage, protein, phospholipid, vitamin F, cyanogenic glycosides

Common ivy (*Hedera helix* L.): triterpene saponins, sesquiterpenes, rutin, kaempferol-3-rutinoside, alkaloid (emetine)

Common purslane (*Portulaca oleracea* L.): protein, fatty oil, carbohydrate, vitamins (C, B1, B2, niacin), minerals (Ca, Fe, P), crude fibre, oxalic acid, coumarins, mucilage

Corn (*Zea mays* L.): the grain contains starch, proteins, vitamins (A, B1, B2, B3) and minerals, while the germ oil contains unsaturated fatty acids, vitamin E, carotene, sitosterol

Cucumber (*Cucumis sativus* L.): vitamins (C, H, E, F), carotene, the enzyme lysozyme, pantothenic acid, potassium, and the ripe fruit contains the bitter principles cucurbitacins



Dog Rose (*Rosa canina* L.): vitamins (C, B1, B2, P), carbohydrates, essential oil, pectin, organic acids

Elder (*Sambucus nigra* L.): the flowers contain flavonoids (rutin, quercetin, sambucin), saponins, chlorogenic acid, cyanoglycoside, essential oil, mucilage, the berries contain organic acids, anthocyanins, vitamins (A, C), tannins, sugars, essential oils, and the leaves contain tannins and the glycoside sambunigrine

Eucalyptus (*Eucalyptus globulus* L.): essential oil (1,8-cineole), tannins, triterpenes, phloroglucinol derivatives

Evening primrose (*Oenothera erythrose-pala* Borb.): the seed contains fatty oil (vernolic acid, gamma-linolenic acid, alfa-linolenic acid, beta-linolenic acid, oleic acid, palmitic acid, stearic acid)

Fenugreek (*Trigonella foenum-graecum L.*): the seed contains fatty oil (linolenic acid), mucilage, trigonelline, steroid saponins (trigogenin), choline, bitter principle, vitamin C

Field horsetail (*Equisetum arvense L.*): silica derivatives (Si), flavonoids (quercetin-, kaempferol-glycoside), potassium salt

French marigold, American marigold (*Tagetes patula L.*, *Tagetes erecta L.*): xanthophylls (helenien, lutein), essential oil (tagetone, ocimene, limonene, linalool, linalyl acetate), polyacetylene

Ginkgo (*Ginkgo biloba L.*): the leaves contain ginkgolide A, B and C, bilobalide, flavanol glycosides (rutin, isoquercitrin, kaempferol-glycoside), biflavones, procyanidins, while the seeds contain ginkgolic acids, bilobol, ginnol

Grape (*Vitis vinifera L.*): the berries contain sugars, organic acids, pigments (flavones, anthocyanins), tannins, proteins, amino acids, nitrates, flavours, pectins, minerals (K, Mg, Na, P, Fe, B, Cu, Mg, Zn), vitamins (B1, B2, B6, B12, H, pantothenic acid, meso-inositol, p-amino-benzoic acid, folic acid), choline, resveratrol (in the skin of the berries), while the seeds contain fatty oil (oleic acids, OPC complex, steroids)

Greater celandine (*Chelidonium majus L.*): alkaloids (chelidonine, sanguinarine, alfa- and beta homochelidonine, berberine, chelerythrin), pigments, resin, proteinases

Helianthus (*Helianthus tuberosus L.*): protein, crude fat, carbohydrate (inulin polyfructosan), saccharose, crude fibre, minerals (K, Mg, Ca, Fe, P), carotene, vitamins (B1, B2, niacin, C), organic acids

Hop (*Humulus lupulus L.*): resin (humulon, lupulon, soft resins, hard resins), tannins, essential oil (myrcene, beta caryophyllene, humulene), flavonoids



Horse chestnut (*Aesculus hippocastanum L.*): the seeds contain saponin, tannins, flavonoid-glycosides, starch

Horseradish (*Armoracia lapathifolia Usteri*): mustard oil, mustard oil glycosides (gluconasturtiin, sinigrin), vitamin C, amino acids and the enzyme myrosin



Lavender (*Lavandula angustifolia Mill.*): essential oil (linalil-acetate, linalool, borneol, camphor, geraniol, citronellol), tannins, coumarins, flavonoids, sterols

Lemon (*Citrus limon L.*): essential oil (citral), flavonoids (neohesperidin), triterpene bitter principles (limonin), sugars, citric acid, vitamin C

Lemon balm (*Melissa officinalis L.*): essential oil (citral, rhodinal/citronellal, geraniol, linalool), phenolic carboxylic acids (rosmarinic acid), triterpenes, flavonoids

Linaria / Toad-flax (*Linaria vulgaris Mill.*): flavone-glycoside (linarin), pectin, tannins, resin, phytosterols, organic acids

Linden (*Tilia cordata Mill.*, *Tilia platyphyllos Scop.*): flavonoids (quercetin, tiliroside), essential oil, mucilage, tannins, cyanoglycosides

Lycium (*Lycium barbarum L.*): steroid glycoalkaloids (hyosciamin), pigment (physalin)

Mahonia (*Mahonia aquifolium Pursh.*): bisbenzylisoquinolin-alkaloids, berberine, tannins

Marjoram (*Majorana hortensis Mönch.*): essential oil (terpene 4-ol, gamma-terpinen, alfa-terpineol) tannins, bitter principles

Marsh mallow (*Althea officinalis L.*): mucilage, starch, flavonoid glycosides, tannins, fatty oil, essential oil

Medlar / naseberry (*Mespilus germanica L.*): pectin, protein, tannins, mineral salts (Ca, K, Mg, Fe.), vitamins (C, B, E), carotene

Melon (*Cucumis melo ssp. melo*): protein, organic acids, carbohydrate, crude fibre, isoleucine, leucine, valine, carotene, vitamins (C, B1, B2, folic acid, pantothenic acid, niacin), minerals (Na, K, Mg, Ca, Fe, Co, Cu, Zn, P, Cr, Mn, Ni)

Mugwort (*Artemisia vulgaris L.*): essential oil, bitter principles, resin

Nasturtium (*Tropaeolum majus L.*): mustard oil glycosides (tropelinozid), essential oil, vitamins (C, E), mineral salts (K), flavonoids

Onion (*Allium cepa L.*): sulphides (propanethial-S-oxide), essential oil (thiocyanogen), organic acids (chelidonic acid, phosphoric acid), mineral salts, flavonoids, vitamin C

Orange (*Citrus sinensis L.*): the skin contains essential oil (limonene, alfa-terpinene, citral), flavonons (neohesperidin), bitter principles, while the pulp contains sugars, citric acid, vitamin C

Paprika / Hot red pepper (*Capsicum annum convar. longum*): carotenoids (capsanthin, beta-carotene, capsorubin), capsaicin protoalkaloid, sugars, flavonoids, vitamins (C, B2, B3, E)

Parsley (*Petroselinum crispum Mill.*): flavonoids, essential oil (apiol, myristicin), mucilage, vitamins

Peach (*Prunus persica* L.): carbohydrate, protein, pectin, carotene, fruit acids (AHA), vitamins, macro- and microelements

Peppermint (*Mentha x piperita* L.): essential oil (menthol, menthone, piperitone, menthofuran, sabinene, pinene), flavonoids, rosmarinic acid

Pine (*Pinus sylvestris* L.): essential oil (alpha-pinene, beta-pinene, bornyl acetate), resin, non-volatile diterpenes, lignans

Plantain species (*Plantago major* L., *Plantago lanceolata* L., *Plantago altissima* L.): iridoids (aucubin), polyphenols, mucilage, vitamin C, tannins, citric acid, enzymes (invertase, emulsin)

Potato (*Solanum tuberosum* L.): starch, protein, minerals (K, Ca, Fe, P, Mn, Zn), vitamins (A, B1, B3, C)

Pumpkin (*Cucurbita maxima* L.): protein, crude fat, carbohydrate, crude fibre, carotene, vitamins (B1, B2, C, niacin, pantothenic acid, biotin, folic acid), pyridoxine, minerals (Ca, P, Fe, Cu, Zn, Mn)

Quince (*Cydonia oblonga* L.): pectine, vitamins, flavonoids (in the seed coat)

Red clover (*Trifolium pratense* L.): the flowers contain phytoestrogens (the coumarin derivative coumestrol), isoflavonoids, provitamin of vitamin A, cyanogenetic glycoside, tannins, amino acids

Rose (*Rosa Linnaeus*): essential oil (geraniol, citronellol, nerol, linalool, eugenol, farnesol, rhodinal, stearoptene), tannins, flavonol derivatives, anthocyanin pigments, waxes

Rosemary (*Rosmarinus officinalis* L.): essential oil (>100 components), tannins, cinamic acid derivatives, flavonoids (apigenin, luteolin), triterpenes, bitter principles

Rowan (*Sorbus aucuparia* L.): pectin, sorbite, parasorbic acid, vitamin C, carotene

Sage /garden sage (*Salvia officinalis* L.): essential oil (alpha-thujone, beta-thujone, borneol, cineole, camphor, pinene), tannins, bitter principles, glycosides, flavonoids, resins

Sesame seed (*Sesamum indicum* L.): fatty oil (unsaturated fatty acid), vitamins (B, D, E), magnesium

Shepherd's purse (*Capsella bursa-pastoris* L.): flavonoids, biogenic amines, choline, acetylcholine, potassium salt, tannins, resin, fatty oil (in the seed)



Soapwort (*Saponaria officinalis* L.): the herb contains saporubrin, saponin, fatty acid, while the roots contain saponins, quillajic acid, carbohydrates, sugars and fat

Sour cherry (*Prunus cerasus* L.): organic acids, carbohydrate, flavonoids (quercetin), vitamins (E, B, C)

Soy bean (*Glycine soya* L.): crude protein, carbohydrates, oil (fatty acid, lecithin), minerals (Ca, P, Fe, Zn, I, Mn, Cu, Co, Pb), vitamins (thiamine, riboflavin, niacin, pyridoxin, biotin, pantothenic acid, folic acid, inositols, E, K), choline, carotene

Spearmint (*Mentha spicata* var. *crispata* Benth.): essential oil (l-carvone, linalool, alpha-pinene, beta-pinene, caryophyllene, cineole, menthofuran), tannins, flavonoids, bitter principles

Spinach (*Spinacia oleracea* L.): chlorophyll, carotene, vitamins (B12, C, folic acid), minerals (Fe, Mg, K, Ca), organic acids, oxalate



St John's Wort (*Hypericum perforatum* L.): hypericin derivatives (hypericin, pseudo-hypericin), flavonoids, tannins, essential oil, phenolic carboxylic acids, xanthenes, phloroglucinol-derivatives

Stinging nettle (*Urtica dioica* L.): chlorophyll, carotenoids, vitamins (B, C, K, U), triterpenes, sterols, glucoquinone, flavonoids, amines (histamine, serotonin, choline), minerals, coumarin, tannins, lignan

Stonecrop (*Sempervivum tectorum* L.): carbohydrates, isocitric acid, citric acid, malic acid, malonic acid, aspartic acid, phenolic carboxylic acids, flavonoids, tannins, vitamin C, mucilage

Sweet fennel (*Foeniculum vulgare* Mill.): essential oil (anethole, trans-anethole, fenchone, methyl chavicol) protein, fatty oil

Thyme (*Thymus vulgaris* L.): essential oil (thymol, carvacrol, p-chymol, borneol, linalool, cineole, esters, acids), tannins, bitter principles, resin, saponin

Tomato (*Lycopersicum esculentum* L.): carbohydrates, organic acids, carotenoids (lycopene), vitamins (A, C, E), mineral salts, potassium

Vanilla (*Vanilla planifolia*, *Vanilla fragrans*): the fruit contains flavours (vanillin), vanillyl alcohol, vanillic acid, resin, tannins, crude fat, enzymes

Walnut (*Juglans regia* L.): the leaves contain naphthoquinone derivatives (juglone), flavonoids, tannins, essential oil, vitamin C, the seed contains fatty oil, flavonoids, proteins, vitamins (B1, B2, C, E), minerals (Na, K, Ca, P, Mn, Mg, Fe, Cu, Zn)

White willow (*Salix alba L.*): phenol glycosides (salicin), aromatic aldehydes, organic acids, salicyl alcohol, flavonoid-glycosides, tannins

Wild pansy / Three-colour violet (*Viola tricolor L.*): saponins with triterpene structure, salicylic-acid-methyl-ester glycosides, flavonoids (rutin, violanthin, scoparin, vitexin, saponaretin, orientin)

Wormwood (*Artemisia absinthium L.*): sesquiterpene lactone bitter principles (absinthine, anabsinthin), essential oil (thujol, thujone, pinene, phellandrene, cadinene), tannins, vitamins (C, B), succinic acid

Yarrow (*Achillea collina Becker*): essential oil (proazulenes, 1,8-cineole, camphore, borneol, bisabolol), sesquiterpene lactones, flavonoids (apigenin, luteolin glycosides)

Yucca (*Yucca filamentosa L.*): steroid saponins, phytoestrogens

OTHER ACTIVE INGREDIENTS:

Honey (*Mel depuratum*): fructose, glucose, sucrose, dextrin, melezitose, maltose, dulcitol, other sugars, amino acids, vitamins (A, B1, B2, B6, C, niacin, folic acid), minerals (K, P, Cu, Na, Ca, Mn, Fe, S), enzymes (invertase), colloid substances, water, flavour and fragrance, pollens

Ichthylol / Ammonium bituminosulfonate: it is a water soluble, black, tar-like substance, which dries in the air. It is produced from bituminous rock found near Tyrol, created from the remains of marine fauna. Ichthylol oil, containing carbon, hydrogen, sulphur and nitrogen, is obtained by dry distillation of

this shale, which is then used for producing ammonium bituminosulfonate or ichthylol. Ichthylol is keratoplastic and in some cases keratolytic. It is excellent against the inflammation of sweat glands, onychitis and acne; it has anti-inflammatory, vulnerary, anti-bacterial and anti-fungal effects.

Sulphur: sublimated, precipitated and colloid forms of sulphur are used for cosmetic purposes. It is keratoplastic in less than 10% concentration and keratolytic and softening in a concentration of more than 10%. It is also antiseptic, antimicrobial and is effective against acne, seborrhea and freckles.



Ilcsi certified organic plantation



Cooperation with WWF Hungary.

Photo: Molnár Ferenc • Graphic design: Paqart Design Ltd.

ILCSI BEAUTIFYING HERBS LTD.

H-1021 Budapest, Üdülő út 37. • Tel.: +36 1 200 5603;

Fax: +36 1 392 0252 • E-mail: info@ilcsi.com

www.ilcsi.com